
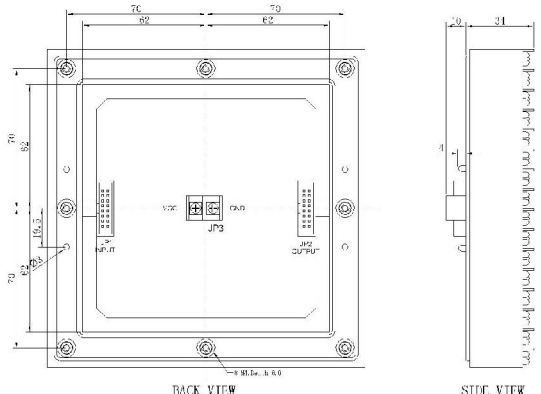



室外显示屏主要技术参数(P10 全彩)

MAIN TECHNICAL PARAMETERS FOR OUTDOOR LED DISPLAY(PITCH10)

技术参数 Technical parameters		单位 UNIT	OD10F1R1G1B4S1616
单 元 模 块	物理点间距 Pixel pitch	MM	10
	模块尺寸 Panel size	MM	L160XH160X34
	物理密度 Physical density	/M ²	10000
	像素基色 Pixel configuration	R/G/B	1,1,1
	驱动方式 Driving method		1/4 恒流扫描 Constant current 1/4scan
	LED 封装方式 LED Encapsulation	DIP	346
	显示分辨率 Display resolution	DOTS	16X16=256dots
	模块重量 Module weight	KG	0.4
	模块接口 Module port		HUB75
	模块工作电压 Module working voltage	VDC	5
	模块功耗 Module consumption	W	21
			
显 示	最佳视距 Option distance	M	10-110
	每平方米模块数 Every square metre module	PCS	39
	模块视角 Viewing angle	Deg.	H110 V50
	最大功耗 Maximum power	W/ M ²	900
	驱动器件 Driving device		62726
	换帧频率 Frame Frequency	HZ/S	60
	刷新频率 Refresh frequency	HZ/S	400
	白平衡亮度 Equilibrium brightness	CD/ M ²	5500
	工作环境温度 Working environment temperature	⁰ C	-20~60
	工作环境湿度 Working environment humidity	RH	10% ~ 90%
	屏体工作电压 Display working voltage	VAC	AC46 ~ 54HZ , 220V ± 15% / 110V ± 15%
	白场色温 Colour temperature		6500K-9500K
	灰度/颜色 Gray scale/color		16.7M color
	输入信号 Input signal		RF\ S-Video\ RGB etc
	控制系统 Control system		PCTV 非线性卡 nonlinearity card+DVI 显卡 display card+Linsn control system
平均无故障时间 Mean free error time	HOURS	> 5000	
寿命 Life	HOURS	100000	
杂点率 Lamp failure frequency		< 0.0001	

屏	抗干扰 Antijam		IEC801
	安全 Safety		GB4793
	抗电击 Resist the electricity		1500V last 1min 无击穿及飞狐 No breakdown
	屏体重量 Steel box weight	KG/ M ²	50 (标准箱体 standard steel box)
	漏电电流 Earth leakage current	mA	
	IP 等级 IP rating		The back IP43, The front IP65
	箱体尺寸 Steel box size	mm	L960Xh800x150



7.68*5.76M=44.3M²