

橋式整流器 Bridge Rectifier
■特徵 Features

- I_o 4.0A
- V_{RRM} 200V~800V
- 玻璃鈍化芯片
Glass passivated chip
- 耐正向浪湧電流能力高
High surge forward current capability

■用途 Applications

- 作一般電源單相橋式整流用
General purpose 1 phase Bridge rectifier applications

■極限值（絕對最大額定值）
Limiting Values (Absolute Maximum Rating)

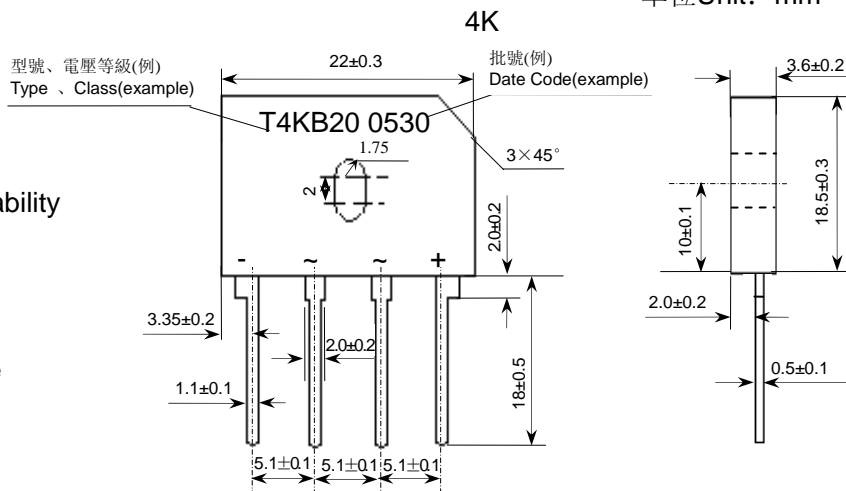
參數名稱 Item	符號 Symbol	單位 Unit	條件 Conditions	T4KB			
				20	40	60	80
貯存溫度 Storage Temperature	T_{stg}	°C		-40 ~ +150			
結溫 Junction Temperature	T_j	°C		+150			
反向重複峰值電壓 Repetitive Peak Reverse Voltage	V_{RRM}	V		200	400	600	800
平均整流輸出電流 Average Rectified Output Current	I_o	A	50Hz 正弦波, 電阻負載 50Hz sine wave, R-load,	用散熱片 $T_c=110^\circ\text{C}$ With Heatsink $T_c=110^\circ\text{C}$			
				無散熱片 $T_a=25^\circ\text{C}$ Without Heatsink $T_a=25^\circ\text{C}$			
正向（不重複）浪湧電流 Surge(Non-repetitive)Forward Current	I_{FSM}	A	50Hz 正弦波, 一個周期, $T_a=25^\circ\text{C}$ 50Hz sine wave, 1 cycle, $T_a=25^\circ\text{C}$				
正向浪湧電流的平方對電流浪湧持續時間的積分 Current Squared Time	I^2t	A^2s	1ms ≤ t < 8.3ms $T_j=25^\circ\text{C}$, 單個二極管 1ms ≤ t < 8.3ms $T_j=25^\circ\text{C}$, Rating of per diode				
絕緣耐壓 Dielectric Strength	V_{dis}	kV	端子與外殼之間外加交流電, 一分鐘 Terminals to case, AC 1 minute				
安裝扭矩 Mounting Torque	TOR	kg·cm	推薦值: 5kg·cm Recommend torque: 5kg·cm				

■電特性 ($T_a=25^\circ\text{C}$ 除非另有規定)
Electrical Characteristics ($T_a=25^\circ\text{C}$ Unless otherwise specified)

參數名稱 Item	符號 Symbol	單位 Unit	測試條件 Test Condition	最大值 Max
正向峰值電壓 Peak Forward Voltage	V_{FM}	V	$I_{FM}=4.0A$, 脈衝測試, 單個二極管的額定值 $I_{FM}=4.0A$, Pulse measurement, Rating of per diode	1.0
反向峰值電流 Peak Reverse Current	I_{RRM1}	μA	$V_{RM}=V_{RRM}$, 脈衝測試, 單個二極管的額定值 $V_{RM}=V_{RRM}$, Pulse measurement, Rating of per diode,	5
熱阻 Thermal Resistance	$R_{\theta J-A}$	°C/W	結和環境之間, 無散熱片 Between junction and ambient, Without heatsink	23
	$R_{\theta J-L}$		結和引線之間, 無散熱片 Between junction and lead, Without heatsink	4.2
	$R_{\theta J-C}$		結和管殼之間, 用散熱片 Between junction and case, With heatsink	5.5

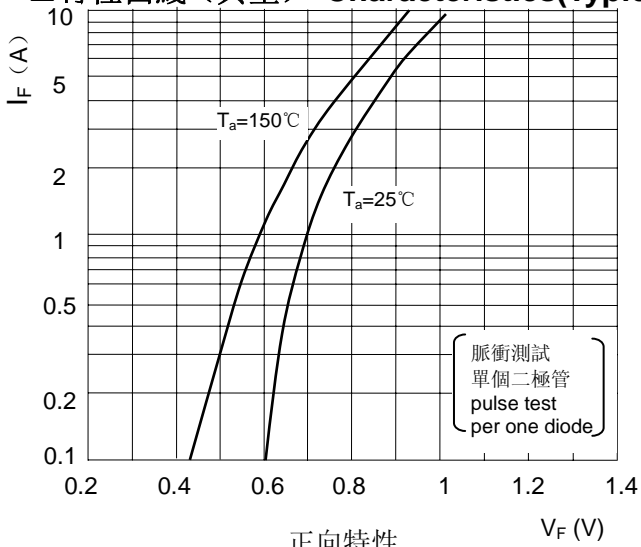
■外形尺寸和印記 Outline Dimensions and Mark

單位Unit: mm

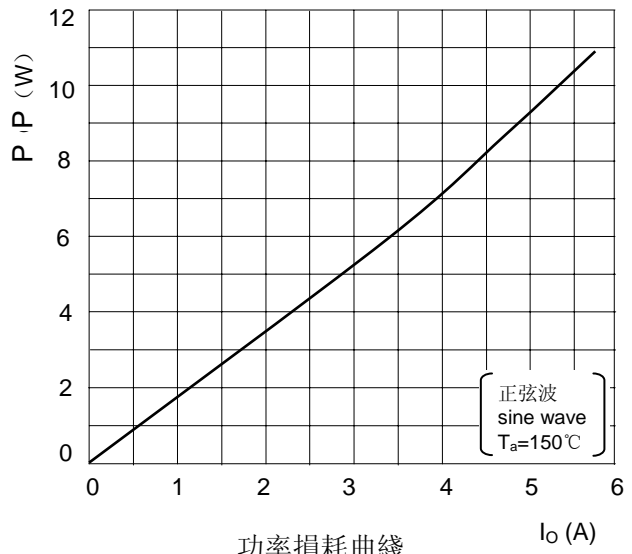




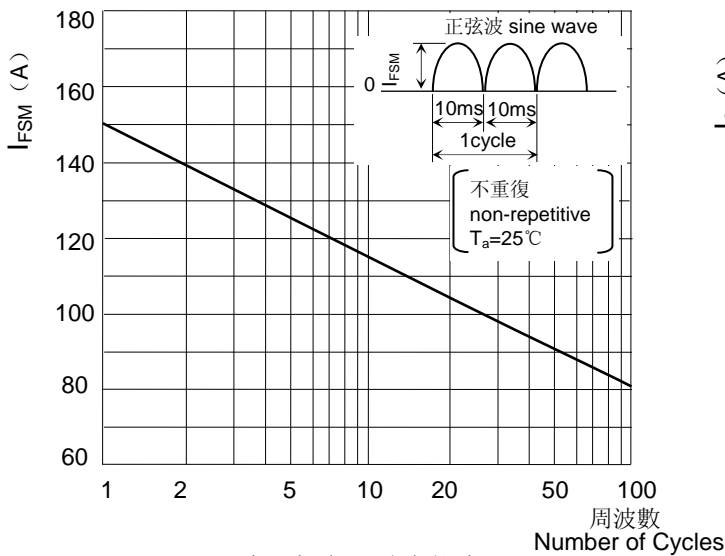
■ 特性曲線 (典型) Characteristics(Typical)



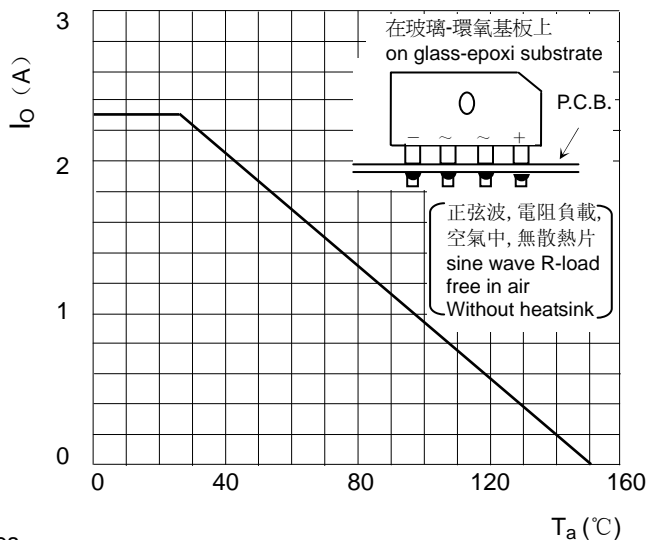
正向特性
Forward Characteristics



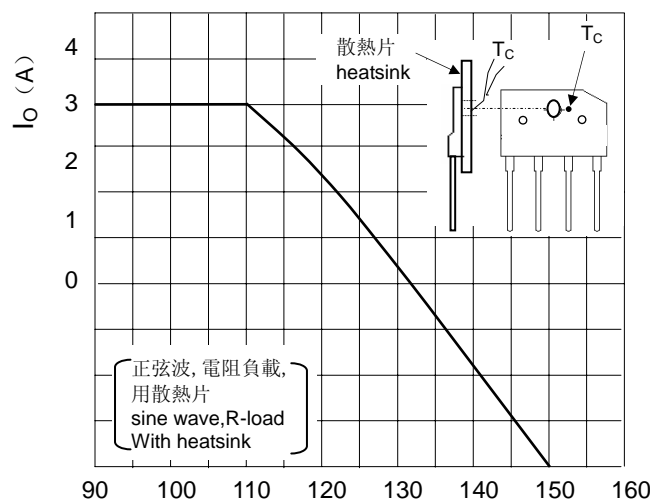
功率損耗曲線
P-I_o Curve



耐正向浪湧電流能力
Surge Forward Current Capability



I_o-T_a 曲綫圖
I_o-T_a Curve



I_o-T_c 曲綫圖
I_o-T_c Curve