

**KEY FEATURES**

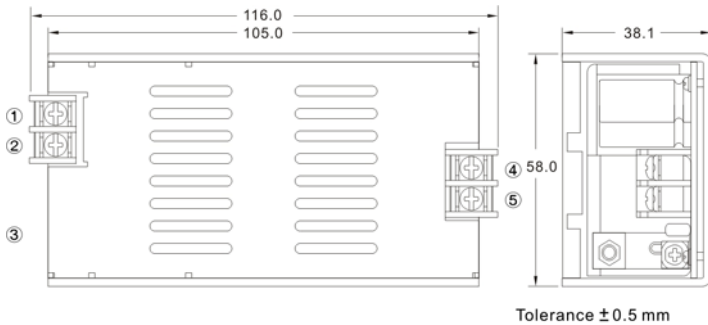
- Enclosed Switching Power Supply
- Universal Input: 85-265 VAC
- Single Output
- 5 VDC to 48 VDC Output
- 3000 VAC Input to Output Isolation
- Din Rail Kit For Optional
- 3-Years Product Warranty


**ELECTRICAL SPECIFICATIONS**

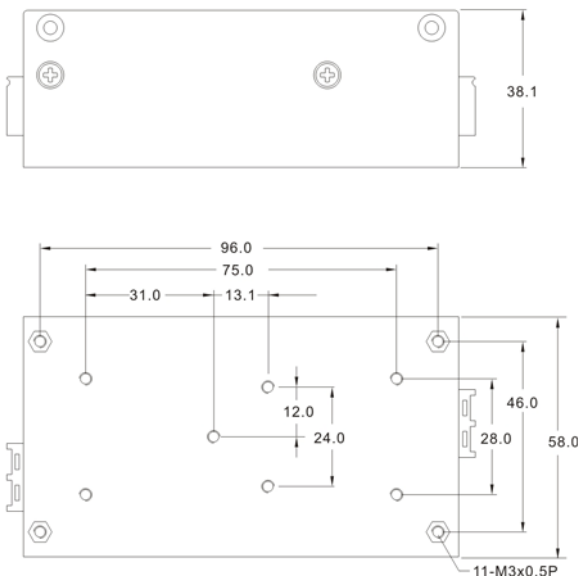
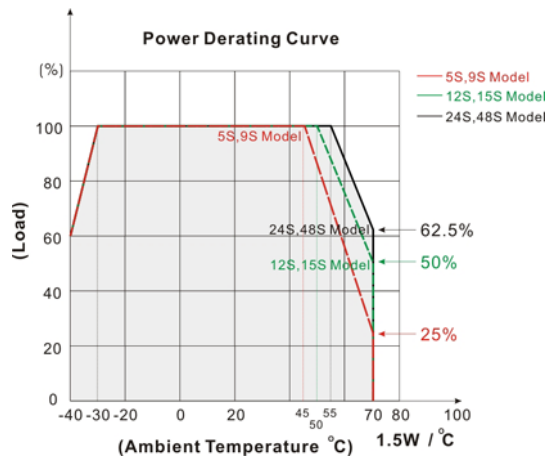
Model No.	AES60E-5S	AES60E-9S	AES60E-12S	AES60E-15S	AES60E-24S	AES60E-48S
Max Output Wattage (W)	50W	60W	60W	60W	60W	60W
Input	Voltage					
	85-265 VAC or 100-370 VDC					
	Frequency (Hz)					
	47-63 Hz					
	Current (Full load)					
2 A max. (115 VAC) / 1 A max. (230 VAC)						
Inrush Current (<2ms)						
30 A max. (115 VAC) / 50 A max. (230 VAC)						
Leakage Current						
0.5 mA max.						
Output	Voltage (V.DC.)					
	5V	9V	12V	15V	24V	48V
	Voltage Accuracy					
	±2%					
	Current (mA) max					
	10,000	6,660	5,000	4,000	2,500	1,250
	Line Regulation (LL-HL) (typ.)					
	±1%					
	Load Regulation (5-100%) (typ.)					
	±1%					
	Minimum Load					
	1%					
	Maximum Capacitive Load					
470-23,000µF depending on model						
Ripple						
<0.2% Vout +40mV max (Vp-p)						
Noise						
<0.5% Vout +50mV max (Vp-p)						
Efficiency (at 230V)						
82%	84%	86%	86%	86%	86%	
Trim						
±10%						
Hold-up Time						
10 ms min.						
Switching Frequency						
100 kHz						
Protection	Over Power Protection					
	Auto recovery					
	Over Voltage Protection					
Zener diode clamp						
Short Circuit Protection						
Auto recovery						
Isolation	Input-Output (V.AC)					
	3000V					
	Input-FG (V.AC)					
1500V						
Output-FG (V.AC)						
500V						
Environment	Operating Temperature					
	-40°C...+70°C (with derating)					
	Storage Temperature					
	-50°C...+85°C					
	Temperature coefficient					
	±0.02%/°C					
Humidity						
95% RH						
MTBF						
>130,000 h @ 25°C (MIL-HDBK-217F)						
Vibration						
10~500Hz, 2G 10min./1cycle, 60min. each along X, Y, Z axes.						
Physical	Dimension (L x W x H)					
	4.13 x 2.28 x 1.5 Inches ( 105.0 x 58.0 x 38.1 mm ) Tolerance ±0.5 mm					
	Weight					
260 g						
Cooling Method						
Free air convection						
Safety	Agency Approvals					
CE, UL60950						
EMC	EMI (Conducted & Radiated Emission)					
	EN 55022 class B					
EMS (Noise Immunity)						
EN 55024						

1.All specifications valid at normal input voltage, full load and +25°C after warm-up time unless otherwise stated.

2.Ripple &amp; Noise are measured at 20MHz of bandwidth with 0.1µF &amp; 47µF parallel capacitor.

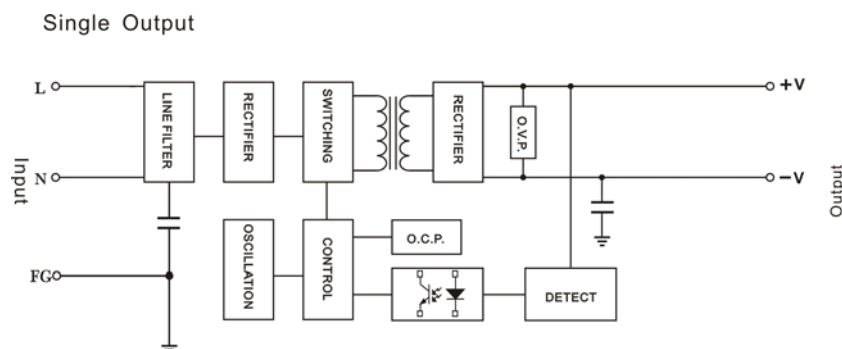
**MECHANICAL DIMENSION ( Top View )**


PIN#	SINGLE
1	AC IN (N)
2	AC IN (L)
3	FG
4	+DC OUT
5	-DC OUT

**DERATING**

**ASSEMBLY INSTRUCTIONS**

\*U Case T=2.5mm

Customer screws into the length of the case no higher than 0.5mm  
(Namely screw length for load plate thickness plus 3.0mm)

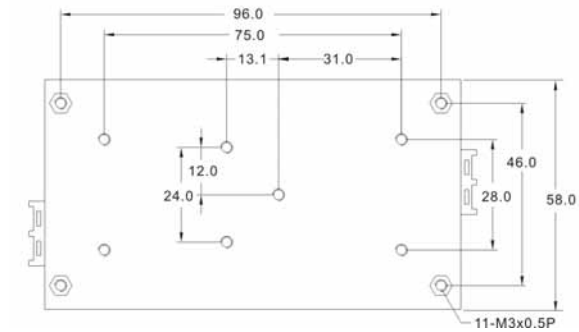
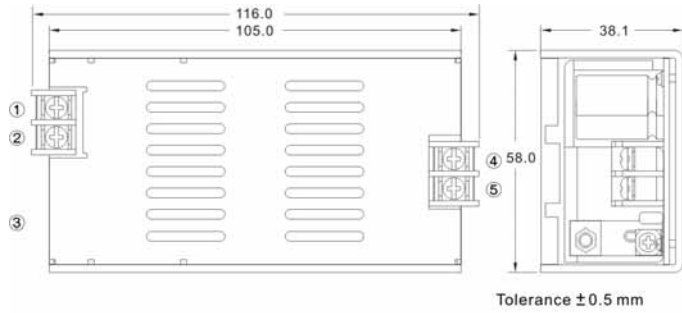
**BLOCK DIAGRAM**


**AES60E SERIES**

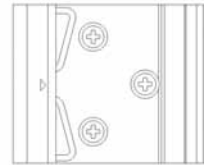
**60 Watts**

**Din Rail Kit**

**AES60E-DRK**



Din Accessory



PIN#	SINGLE
1	AC IN (N)
2	AC IN (L)
3	FG
4	+DC OUT
5	-DC OUT