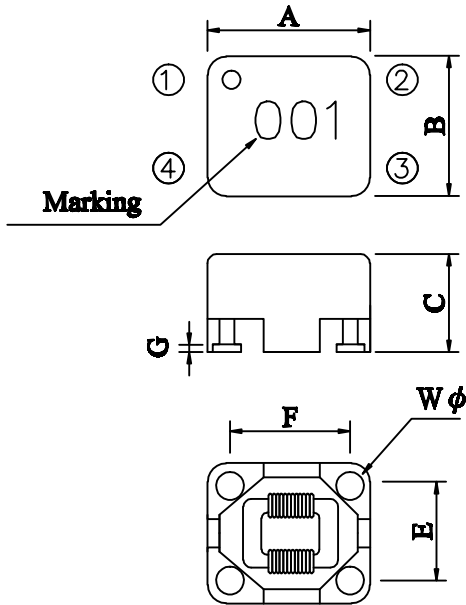


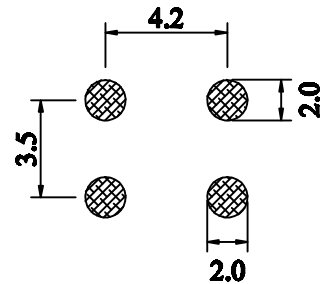
SPECIFICATION FOR APPROVAL

PROD. NAME	SMD LINE FILTER	DWG NO.	SLC0603□□□□L□
-------------------	------------------------	----------------	----------------------

I . CONFIGURATION & DIMENSIONS:

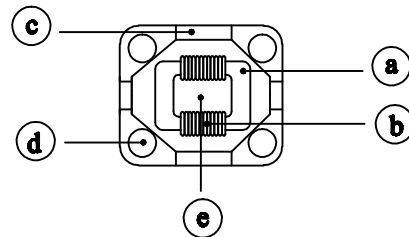
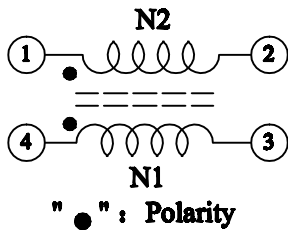


A :	5.80 ± 0.30	m / m
B :	5.00 ± 0.30	m / m
C :	3.50 max.	m / m
E :	3.50 typ.	m / m
F :	4.20 typ.	m / m
G :	0.30 min.	m / m
Wφ :	1.20 ± 0.20	m / m



(PCB Pattern Suggestion)

II . SCHEMATIC DIAGRAM:



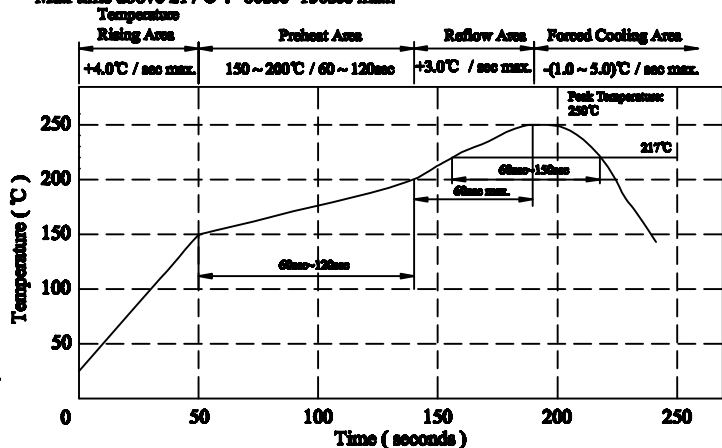
III . MATERIALS:

- a . Core: Ferrite core
- b . Wire: Enamelled copper wire
- c . Base: DAP
- d . Terminal: Cu / Ni / Sn
- e . Adhesive: Epoxy resin
- f . Remark: Products comply with RoHS' requirements

IV . GENERAL SPECIFICATION:

- a . Temp. rise : 40°C max. at rated current
- b . Storage temp.: -40°C — +120°C
- c . Operating temp.: -40°C — +125°C
(included Temp. rise)
- d . Resistance to solder heat: 250°C.10 secs.

Peak Temp: 250°C max.
 Max. Peak Temp - 5°C: 30sec max.
 Max time above 217°C : 60sec~150sec max.



SPECIFICATION FOR APPROVAL

PROD. NAME	SMD LINE FILTER	DWG NO.	SLC0603□□□□L□
-------------------	------------------------	----------------	----------------------

V . ELECTRICAL CHARACTERISTICS :

DWG No.	L1 , L2 (μ H) 0.1V/1MHz	Impedance (Ω) 100MHz	RDC (m Ω) max.	IDC (A) max.	HI-POT Test
SLC0603001YL□	1.00 \pm 25%	300 \pm 25%	25.0	2.30	240 VDC 60 Hz 1 mA 2 sec
SLC0603002YL□	2.80 \pm 25%	800 \pm 25%	100.0	1.00	
SLC0603003YL□	3.40 \pm 25%	1000 \pm 25%	150.0	0.90	
SLC0603004YL□	0.48 \pm 25%	250 \pm 40%	25.0	2.30	
SLC0603005YL□	1.50 \pm 25%	1000 \pm 40%	100.0	1.00	
SLC0603006YL□	2.30 \pm 25%	1500 \pm 40%	150.0	0.75	

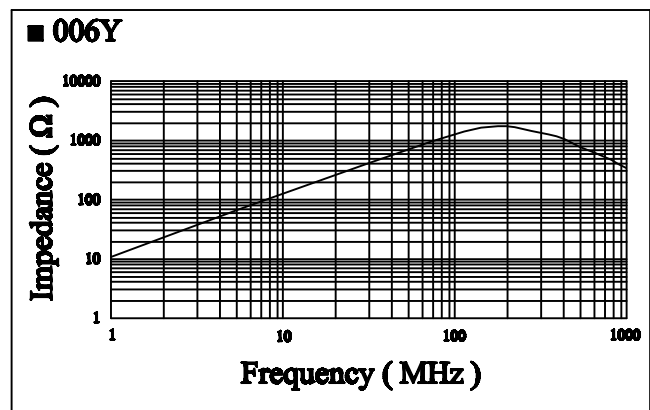
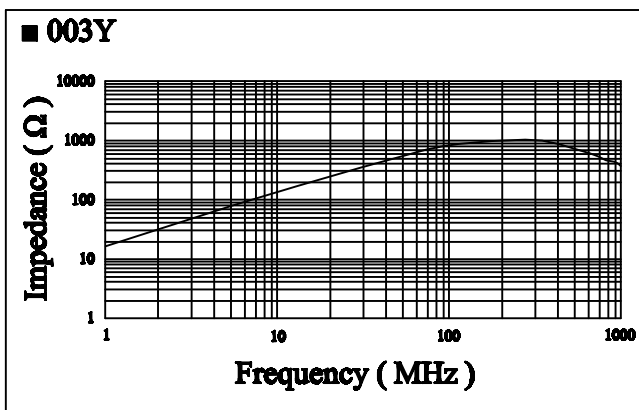
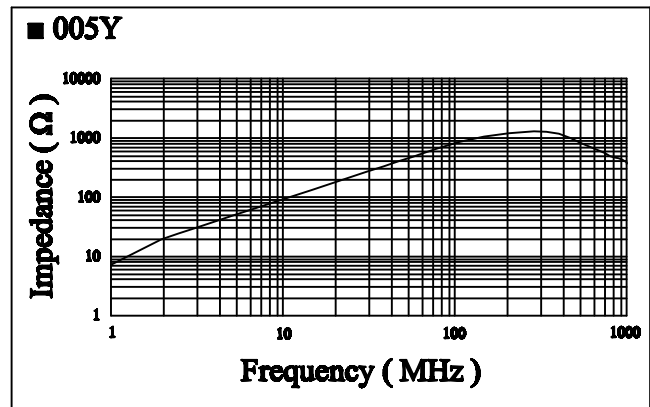
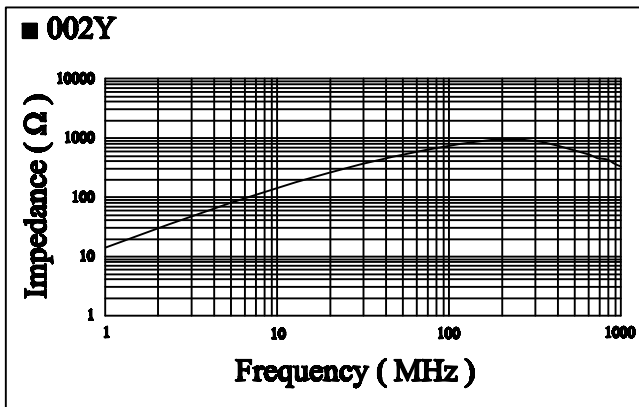
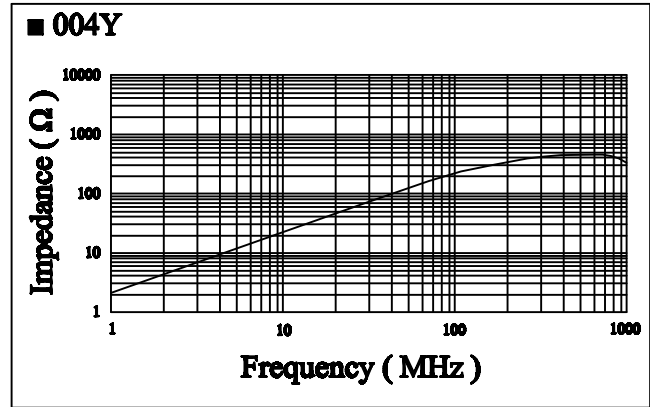
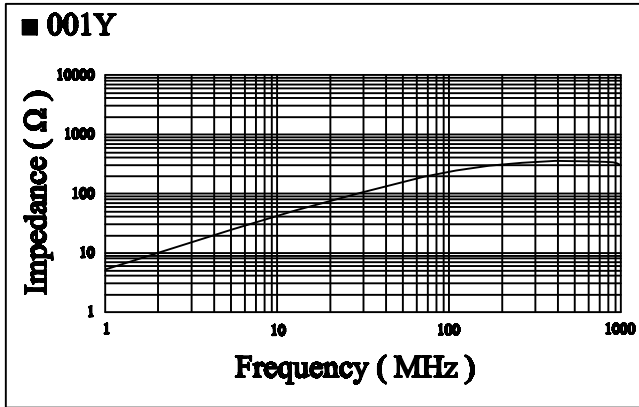
1). Packing information : A: Bulk B: Taping Reel

2). Test equipment : Inductance (WK3260B)
RDC (CH-502AC)
Impedance (E4991A)

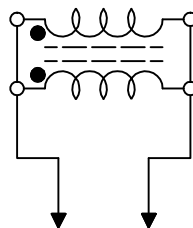
SPECIFICATION FOR APPROVAL

PROD. NAME	SMD LINE FILTER	DWG NO.	SLC0603□□□□L□
---------------	-----------------	---------	---------------

VI . IMPEDANCE CURVE:



Measuring Circuit :



RF Impedance
Analyzer