


**Features**

- RoHS compliant
- Efficiency up to 80%
- 3kVDC Isolation
- Single output
- Short circuit protection( Suffix R2 only SIP,optional)
- Industry standard required
- Wide temperature performance at full 1 Watt load,-40 ~ to 85 ~



**Model Selection Guide**

Order Code	Vin(V)		Output		Max capacitive Load	Efficiency(%) (Typ)
	Nominal	Range	Vo(V)	Io(mA)		
F0303S/D-1W(R2)	3.3	3.0-3.6	3.3	303	220	72
F0305S/D-1W(R2)			5	200		74
F0505S/D-1W(R2)			5	200		72
F0509S/D-1W(R2)	5	4.5-5.5	9	111	150	77
F0512S/D-1W(R2)			12	83		78
F0515S/D-1W(R2)			15	67		78
F0524S/D-1W(R2)			24	42		77
F1205S/D-1W(R2)			5	200		220
F1209S/D-1W(R2)	12	10.8-13.2	9	111	150	76
F1212S/D-1W(R2)			12	83		78
F1215S/D-1W(R2)			15	67		80
F1224S/D-1W(R2)			24	42		80
F2405S/D-1W(R2)			5	200		220
F2409S/D-1W(R2)	24	21.6-26.4	9	111	150	76
F2412S/D-1W(R2)			12	83		78
F2415S/D-1W(R2)			15	67		80
F2424S/D-1W(R2)			24	42		81

\*All the specifications typical at Ta=+25 resistive load, nominal input voltage and rated output current unless otherwise noted.

**Input Characteristics**

Parameter	Condition	Min	Typ	Max	Units
Input Surge Voltage (1 sec. Max.)	3.3V Input Models	-0.7	--	6	VDC
	5V Input Models	-0.7	--	9	
	12V Input Models	-0.7	--	18	
	24V Input Models	-0.7	--	30	
Input Filter	All Models	Internal Capacitor			

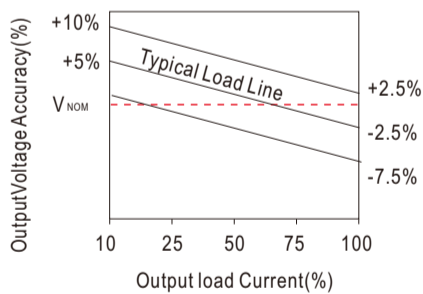
**Output Characteristics**

Parameter	Condition	Min	Typ	Max	Units
Line regulation	Vin change 1%	±1.2	--	±1.5	%
Switching frequency	Full load,nominal input	--	100	--	KHz
Load regulation	10% ~ 100% load	6.5	--	15	%
Ripple and noise	BW=DC to 20MHz	--	75	~ 100	mVp-p
Short circuit Protection	Suffix R2	Continuous, Automatic Recovery			

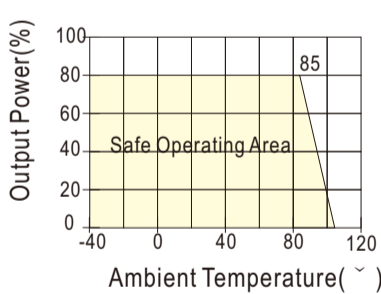
**General Characteristics**

Parameter	Condition	Min	Typ	Max	Units
Operating Temperature	All output types	-40	--	+85	~
Storage		-55	--	+125	~
Storage humidity		--	--	+95	%
Cooling	Free air convection	--	--	--	
Isolation voltage	1mA ~ 1minute	3000	--	--	VDC
Isolation resistance	500VDC	1000	--	--	M <sub>i</sub>
Switching Frequency		--	100	--	KHz
MTBF	3.5 ~ 10 <sup>6</sup>				K hours

**Tolerance Envelopes Curve**

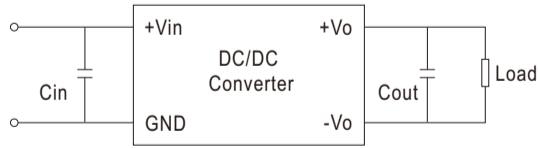


**Temperature Derating Graph Curve**



**Input/Output Ripple Reduction**

Reduce output ripple, it is recommended to use capacitors at the input/output.



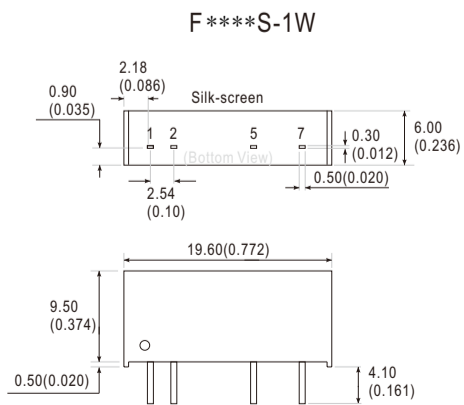
**External Capacitor Table**

Vin(VDC)	5	12	15	24	
Cin(uF)	4.7	2.2	2.2	1	
Vout(VDC)	5	9	12	15	24
Cout(uF)	10	4.7	2.2	1	0.47

**Note**

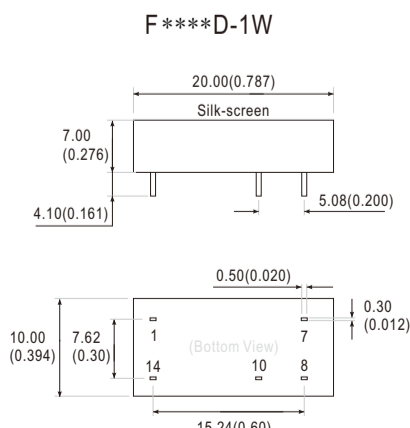
1. To ensure this module can operate efficiently and reliably, During operation, the minimum output load is not less than 10% of the full load.
2. Other input and output voltage may be available, please
3. Specifications subject to change without notice

**Mechanical Dimension & Pin Connections**



Pin	1	2	5	7
Function	Vin	GND	-Vo	+Vo

Note:  
Unit:mm(inch)



Pin	1	7	8	10	14
Function	GND	NC	+Vo	-Vo	Vin