


DC/DC CONVERTER
Features

- RoHS compliant
- Efficiency up to 80%
- 1kVDC Isolation
- Single output
- Industry standard required
- Wide temperature performance | 1 Watt load, -40 ~ to 85 ~


Model Selection Guide

Order Code	Vin(V)		Output		Max capacitive Load	Efficiency(%) (Typ)
	Nominal	Range	Vo(V)	Io(mA)		
B0303M-1W	3.3	3.0-3.6	3.3	303	220	72
B0305M-1W			5	200		
B0505M-1W	5	4.5-5.5	5	200	220	70
B0509M-1W			9	111		
B0512M-1W			12	83		
B0515M-1W			15	67		
B1205M-1W	12	10.8-13.2	5	200	220	71
B1209M-1W			9	111		
B1212M-1W			12	83		
B1215M-1W			15	67		

*All the specifications typical at Ta=+25 resistive load, nominal input voltage and rated output current unless otherwise noted.

Input Characteristics

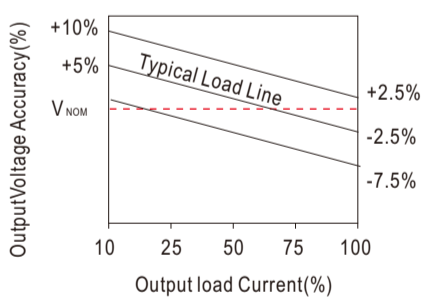
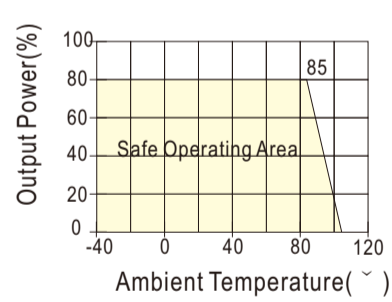
Parameter	Condition	Min	Typ	Max	Units
Input Surge Voltage (1 sec. Max.)	3.3V Input Models	-0.7	--	6	VDC
	5V Input Models	-0.7	--	9	
	12V Input Models	-0.7	--	18	
	24V Input Models	-0.7	--	30	
Input Filter	All Models	Internal Capacitor			

Output Characteristics

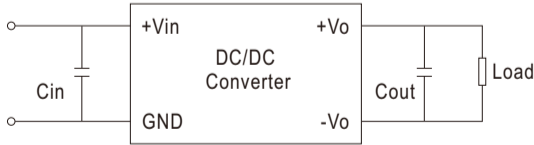
Parameter	Condition	Min	Typ	Max	Units
Line regulation	Vin change 1%	±1.2	--	±1.5	%
Switching frequency	Full load, nominal input	--	100	--	KHz
Load regulation	10% ~ 100% load	6.5	--	15	%
Ripple and noise	BW=DC to 20MHz	--	75	~ 100	mVp-p

General Characteristics

Parameter	Condition	Min	Typ	Max	Units
Operating Temperature	All output types	-40	--	+85	~
Storage		-55	--	+125	~
Storage humidity		--	--	+95	%
Cooling	Free air convection	--	--	--	
Isolation voltage	1mA ~ 1minute	1000	--	--	VDC
Isolation resistance	500VDC	1000	--	--	M _Ω
Switching Frequency		--	100	110	KHz
MTBF	3.5 ~ 10 ⁶				K hours

Tolerance Envelopes Curve

Temperature Derating Graph Curve

Input/Output Ripple Reduction

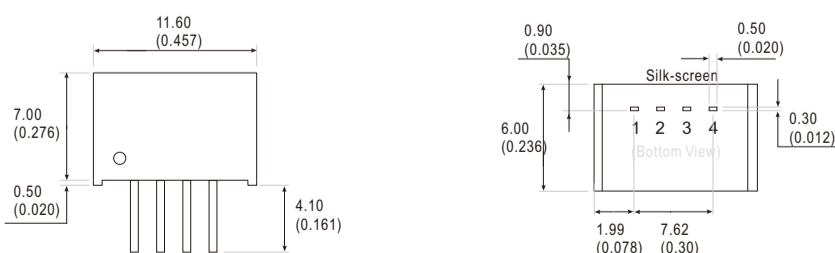
Reduce output ripple, it is recommended to use capacitors at the input/output.


External Capacitor Table

Vin(VDC)	5	12	15	24	
Cin(uF)	4.7	2.2	2.2	1	
Vout(VDC)	5	9	12	15	24
Cout(uF)	10	4.7	2.2	1	0.47

Note

1. To ensure this module can operate efficiently and reliably, During operation, the minimum output load is not less than 10% of the full load.
2. Other input and output voltage may be available, please
3. Specifications subject to change without notice

Mechanical Dimension & Pin Connections


Note:
Unit:mm(inch)

Pin	1	2	3	4
Function	GND	Vin	-Vo	+Vo