


Features

- RoHS compliant
- Efficiency up to 81%
- 6kVDC Isolation
- Double output
- Internal SMD Construction
- Continuous short circuit Protection
- Wide temperature performance at full 2Watt load, -40 ~ to 85 ~
- SIP Package



Model Selection Guide

Order Code	Vin(V)		Output		Max capacitive Load	Efficiency(%) (Typ)
	Nominal	Range	Vo(V)	Io(mA)		
G0505S-2W	5	4.5-5.5	±5	±200	150	73
G0509S-2W			±9	±111	150	76
G0512S-2W			±12	±83	100	77
G0515S-2W			±15	±67	100	77
G1205S-2W	12	10.8-13.2	±5	±200	150	75
G1209S-2W			±9	±111	150	78
G1212S-2W			±12	±83	100	80
G1215S-2W			±15	±67	100	79
G1224S-2W	24	21.6-26.4	±24	±42	68	81
G2405S-2W			±5	±200	150	75
G2409S-2W			±9	±111	150	78
G2412S-2W			±12	±83	100	80
G2415S-2W			±15	±67	100	80
G2424S-2W			±24	±42	68	82

*All the specifications typical at Ta=+25 resistive load, nominal input voltage and rated output current unless otherwise noted.

Input Characteristics

Parameter	Condition	Min	Typ	Max	Units
Input Surge Voltage (1 sec. Max.)	3.3V Input Models	-0.7	--	6	VDC
	5V Input Models	-0.7	--	9	
	12V Input Models	-0.7	--	18	
	24V Input Models	-0.7	--	30	
Input Filter	All Models	Internal Capacitor			

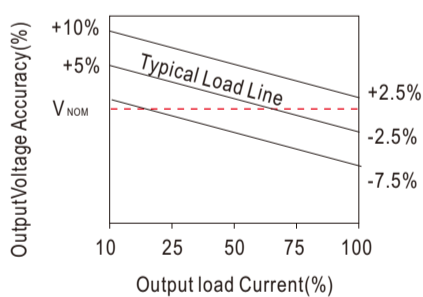
Output Characteristics

Parameter	Condition	Min	Typ	Max	Units
Line regulation	Vin change 1%	±1.2	--	±1.5	%
Switching frequency	Full load, nominal input	--	100	--	KHz
Load regulation	10% ~ 100% load	6.5	--	15	%
Ripple and noise	BW=DC to 20MHz	--	75	~ 100	mVp-p
Short circuit Protection	Continuous, Automatic Recovery				

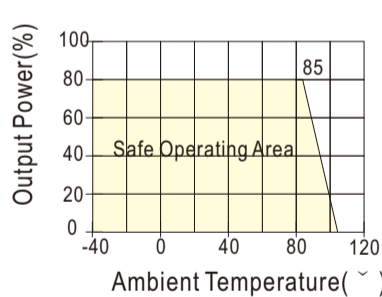
General Characteristics

Parameter	Condition	Min	Typ	Max	Units
Operating Temperature	All output types	-40	--	+85	~
Storage		-55	--	+125	~
Storage humidity		--	--	+95	%
Cooling	Free air convection	--	--	--	
Isolation voltage	1mA ~ 1minute	6000	--	--	VDC
Isolation resistance	500VDC	1000	--	--	M _i
Switching Frequency		--	100	--	KHz
MTBF	3.5 ~ 10 ⁶				K hours

Tolerance Envelopes Curve

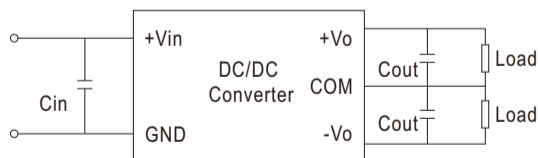


Temperature Derating Graph Curve



Input/Output Ripple Reduction

Reduce output ripple, it is recommended to use capacitors at the input/output.



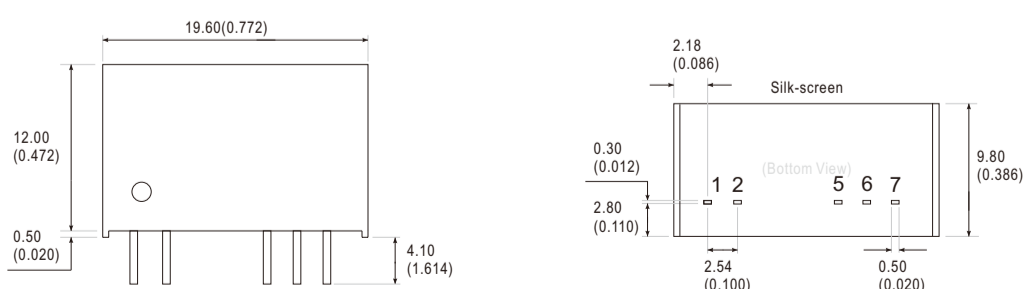
External Capacitor Table

Parameter	5	12	15	24	
Vin(VDC)	5	12	15	24	
Cin(uF)	4.7	2.2	2.2	1	
Vout(VDC)	5	9	12	15	24
Cout(uF)	10	4.7	2.2	1	0.47

Note

1. To ensure this module can operate efficiently and reliably, During operation, the minimum output load is not less than 10% of the full load.
2. Other input and output voltage may be available, please
3. Specifications subject to change without notice

Mechanical Dimension & Pin Connections



Note: Unit:mm(inch)

Pin	1	2	5	6	7
Function	Vin	GND	-Vo	COM	+Vo