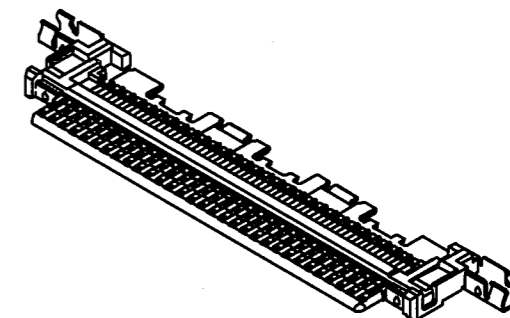
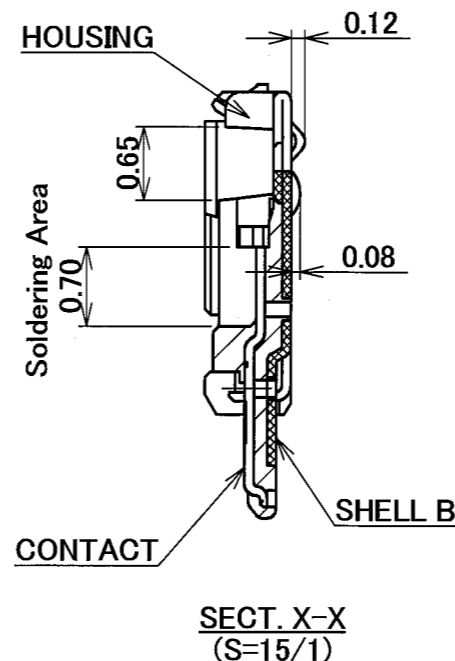
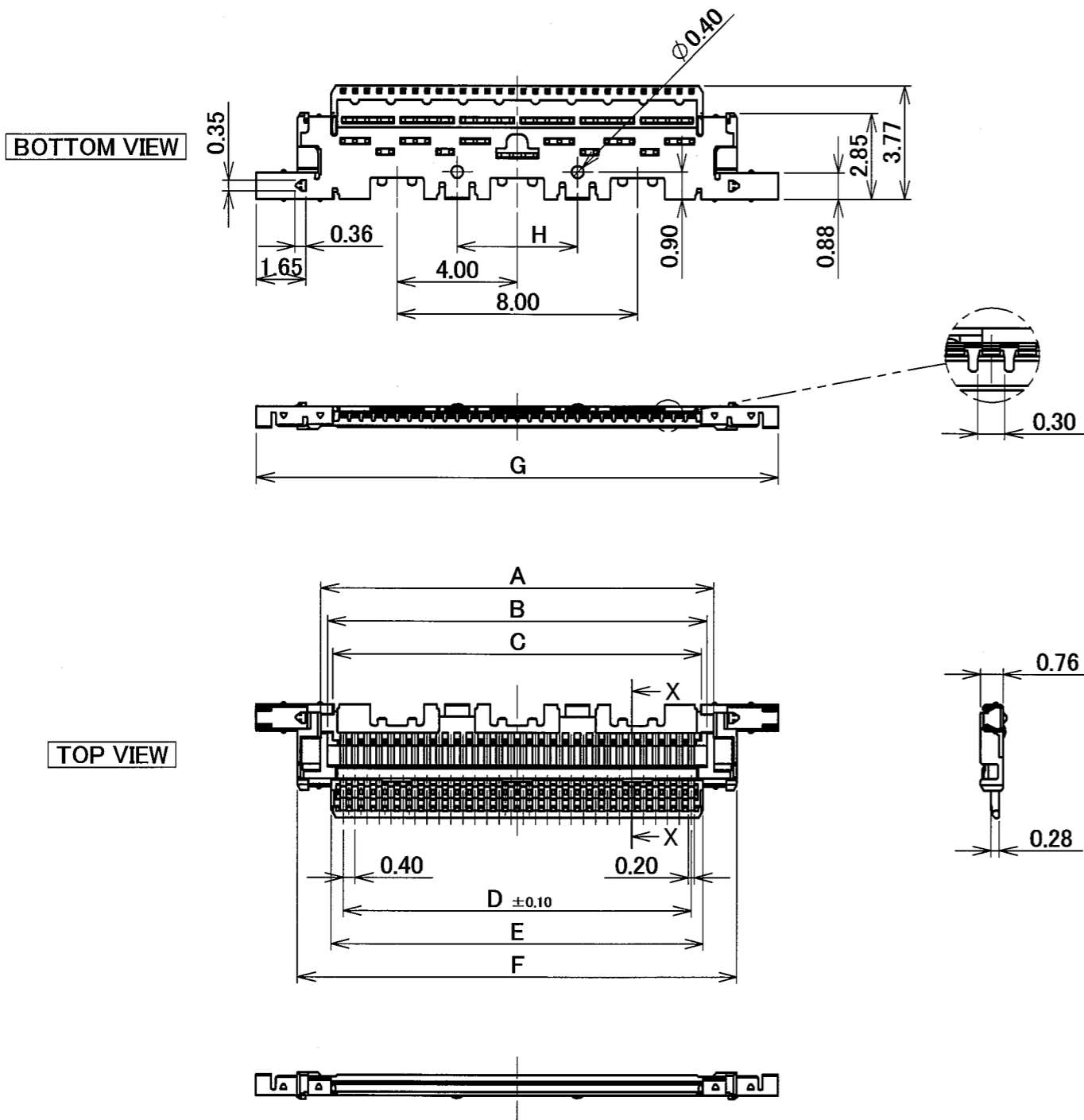


PART NO.	Pos.	A	B	C	D	E	F	G	H
20524-030T-01	30	13.10	12.65	12.30	11.60	12.40	14.66	17.40	4.00
◆20524-040T-01	40	17.10	16.65	16.30	15.60	16.40	18.66	21.40	8.00

P/N : 20524-0**T-01

Pos.

◆MARK MEANS NOT AVAILABLE



NOTES.

- MATERIAL**
 HOUSING : LCP(REDF PHOSPHORUS FREE), UL94V-0, BLACK
 CONTACT : PHOSPHOR BRONZE / Au OVER Ni
 SHELL B : PHOSPHOR BRONZE / Au OVER Ni
- THIS PART IS ASSEMBLED WITH SHELL A(P/N 2764-0**#) AFTER SOLDERED THE CABLE, AND IT BECOMES P/N 20523-0**T-##.
- PRODUCT SPECIFICATION : No. PRS-1511
- TO ASSEMBLE AND SOLDER THIS CONNECTOR, YOU MUST READ AND FOLLOW THE ASSEMBLY MANUAL BELLOW.
 I-PEX TECHNICAL REPORT : No. IER-001-3894
- RoHS Compliant

GENERAL TOLERANCE	
6 MAX.	± 0.2
6 OVER MAX. 30	± 0.3
30 OVER MAX. 120	± 0.5
ANGLE	$\pm 2^\circ$

DESIGN'D BY	T.K	DATE	Nov./13/'09	 Interconnect and Packaging Electronics TOKYO,JAPAN					
CHK'D BY	T.K	DATE	May/18/10						
APP'D BY	T.K	DATE	Nov./13/'09						
REV	ECN	BY	DATE		APP				
REV.RECORD				T.H	DATE	Nov./18/'09	TITLE	CABLIN-CA PLUG HOUSING ASS'Y	
SERIES No.		CUSTOMER COPY	PROJECTION	SCALE	UNIT	DWG. No.	SHEET	REV.	
				5/1	mm	20524	1/1	2	