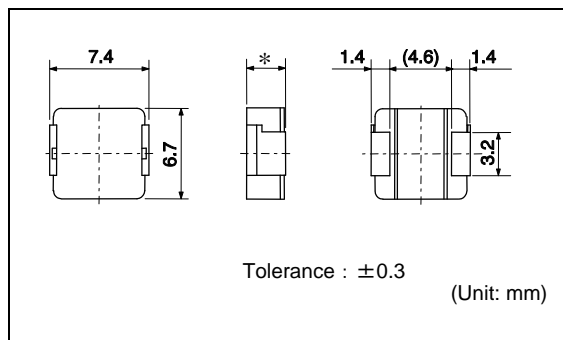

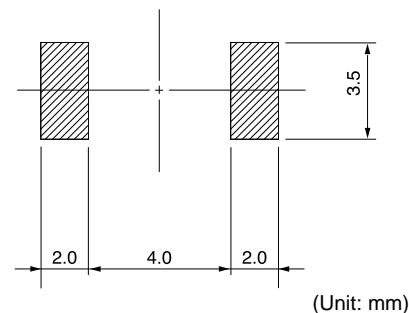


FDV0618/FDV0620

Inductance Range: 0.24~3.3μH (FDV0618), 0.2~4.7μH (FDV0620)

 * : FDV0618: 1.8mm Max.
 FDV0620: 2.0mm Max.

Recommended patterns
 推荐焊盘尺寸推奨

FEATURES 特点

- 6.7 × 7.4mm square and 1.8 or 2.0mm Max. height.
- Magnetically shielded construction, low DC resistance.
- The use of magnetic iron powder ensure capability for large current.
- Low audible core noise.
- Ideal for DC-DC converter applications.
- RoHS compliant. Halogen Free.
- 最大6.7 × 7.4毫米的平面，最大高度1.8/2.0毫米
- 磁性屏蔽结构，低直流电阻
- 使用合金系磁性粉，保证了大电流
- 低芯片噪音
- DC-DC转换器电感器的理想选择
- 符合RoHS指令，无卤素

TOKO STANDARD PART NUMBERS 东光标准零件号码
TYPE FDV0618 (Quantity/reel; 1,500 PCS)

东光零件号码	电感值 ⁽¹⁾	公差	最大直流电阻 ⁽²⁾	最大电感减小电流 ⁽³⁾	最大温度上升电流 ⁽⁴⁾
TOKO Part Number	Inductance ⁽¹⁾ (μH)	Tolerance (%)	DC Resistance ⁽²⁾ (mΩ) Max. (Typ.)	Inductance Decrease Current ⁽³⁾ (A) Max. (Typ.) =20%	Temperature Rise Current ⁽⁴⁾ ΔT=40°C (A) Max. (Typ.)
FDV0618-H-R24N	0.24	± 30	4.5(3.8)	14(19)	13(16)
FDV0618-H-R35N	0.35	± 30	6.8(5.7)	11(15)	10(13)
FDV0618-H-R68M	0.68	± 20	10(8.3)	9.8(13)	8.7(11)
FDV0618-H-1R0M	1.0	± 20	17(15)	7.1(9.5)	5.4(6.7)
FDV0618-H-1R5N	1.5	± 30	27(22)	6.0(8.0)	4.8(6.0)
FDV0618-H-2R2M	2.2	± 20	34(29)	5.3(7.1)	4.4(5.5)
FDV0618-H-3R3M	3.3	± 20	48(42)	4.1(5.4)	3.2(4.0)

TYPE FDV0620 (Quantity/reel; 1,500 PCS)

东光零件号码	电感值 ⁽¹⁾	公差	最大直流电阻 ⁽²⁾	最大电感减小电流 ⁽³⁾	最大温度上升电流 ⁽⁴⁾
TOKO Part Number	Inductance ⁽¹⁾ (μH)	Tolerance (%)	DC Resistance ⁽²⁾ (mΩ) Max. (Typ.)	Inductance Decrease Current ⁽³⁾ (A) Max. (Typ.) =20%	Temperature Rise Current ⁽⁴⁾ ΔT=40°C (A) Max. (Typ.)
FDV0620-H-R20M	0.20	± 20	4.5 (3.4)	16.2 (22.5)	12.4 (15.9)
FDV0620-H-R47M	0.47	± 20	8.3 (6.2)	11.0 (17.2)	9.0 (11.7)
FDV0620-H-R68M	0.68	± 20	10.0 (8.0)	10.0 (13.5)	7.7 (10.3)
FDV0620-H-1R0M	1.0	± 20	18.0 (14.0)	7.7 (10.4)	5.7 (7.4)
FDV0620-H-1R5M	1.5	± 20	26.0 (20.0)	6.0 (8.0)	5.0 (6.2)
FDV0620-H-2R2M	2.2	± 20	37.0 (30.1)	5.1 (7.0)	4.0 (5.0)
FDV0620-H-3R3M	3.3	± 20	51.0 (39.5)	4.2 (5.6)	3.2 (4.3)
FDV0620-H-4R7M	4.7	± 20	68.0 (53.1)	3.5 (4.7)	2.8 (3.7)

- (1) Inductance is measured with a LCR meter 4284A (Agilent Technologies) or equivalent. Test frequency at 100kHz
- (2) DC resistance is measured with 34420A (Agilent Technologies) or 3541(HIOKI). (Reference ambient temperature 25°C)
- (3) Inductance Decrease Current based upon 20 % inductance reduction from the initial value.
- (4) Temperature Rise Current based upon 40°C temperature rise. (Reference ambient temperature 25°C)
- (5) Absolute maximum voltage 30V DC.

- (1) LCR仪表4284A (Agilent技术) 或者功能相同的仪器在100kHz下测试电感值。
- (2) 通过数码万用表34420A (Agilent技术) 或者3541(HIOKI)测试直流电阻。(环境温度25°C)
- (3) 电感值降低电流是基于电感值从最初的值降低20%计算的。
- (4) 温度升高电流是基于温度上升40°C的基础上衡量的。(参考周围环境温度25°C)
- (5) 绝对最高电压30伏特。

NOTICE: Please be sure that you carefully discuss your planned purchase with our sales division if you intend to use the product for business use etc. is severe.

注意: 如果你准备使用该产品作为商业用途等, 请确认你与我们的销售部仔细讨论了你的购买计划。