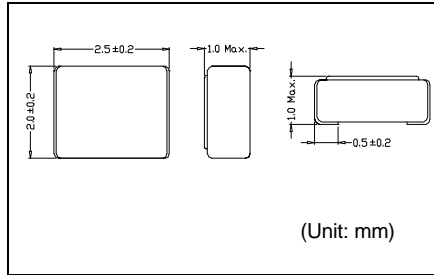

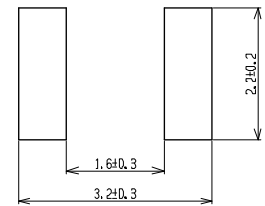


## MDT2520ACH



### Recommended patterns 推荐焊盘尺寸



### FEATURES 特点

- Miniature size: 2520 footprint (2.5mm × 2.0mm) and low profile (1.0mm Max. Height)
- L shape terminals
- Magnetically shielded
- Ideal for a variety of DC-DC converter Inductor application (DVC, DSC, Cellular phone, PDA)
- Operating temperature: -40~+85°C
- RoHS compliant
- 小型薄型 (2.5mm × 2.0mm、高度1.0mm max)
- L形端子
- 磁性屏蔽结构
- 是适用于 (DVC、DSC、Cellular phone、PDA) 各种设备的DC-DC转换器电感器的理想选择
- 工作温度范围: -40~+85°C
- 符合RoHS指令

### TOKO STANDARD PART NUMBERS 东光标准零件号

#### TYPE MDT2520ACH, (Quantity/reel; 3,000 PCS)

东光零件号码	电感值 <sup>(1)</sup>	公差	直流电阻 <sup>(2)</sup>	温度上升电流 <sup>(3)</sup>
TOKO Part Number	Inductance <sup>(1)</sup> (μH) at 1MHz	Tolerance (%)	DC Resistance <sup>(2)</sup> (mΩ) ±30%	Temperature Rise Current <sup>(3)</sup> ΔT=40°C (A) Max.
MDT2520ACH1R0M	1.0	±20	95	1.90
MDT2520ACH1R5M	1.5	±20	140	1.70
MDT2520ACH2R2M	2.2	±20	160	1.60

- (1) Inductance is measured with a |Z| Analyzer 4291A/ B (Agilent Technologies) or equivalent. Test frequency at 1MHz, 0.5V
- (2) DC Resistance is measured with a milliohmeter 4338B (Agilent Technologies) or equivalent.
- (3) Maximum allowable DC current is that causes coil temperature to rise by 40°C. (The ambient reference temperature: 20°C)

- (1) 电感值由阻抗分析器4291A/ B(Agilent技术)或等效物测试。测试频率为1MHz, 0.5V。
- (2) 直流电阻由毫欧计4338B(Agilent技术)或等效物测试。
- (3) 最大容许电流是通电情况下线圈温度上升达到40°C时的电流值。(环境温度: 20°C)

### EXAMPLES OF CHARACTERISTICS 特性范例

