



DATA SHEET

KBJ2500~KBJ2510

IN-LINE GLASS PASSIVATED SINGLE-PHASE BRIDGE RECTIFIER

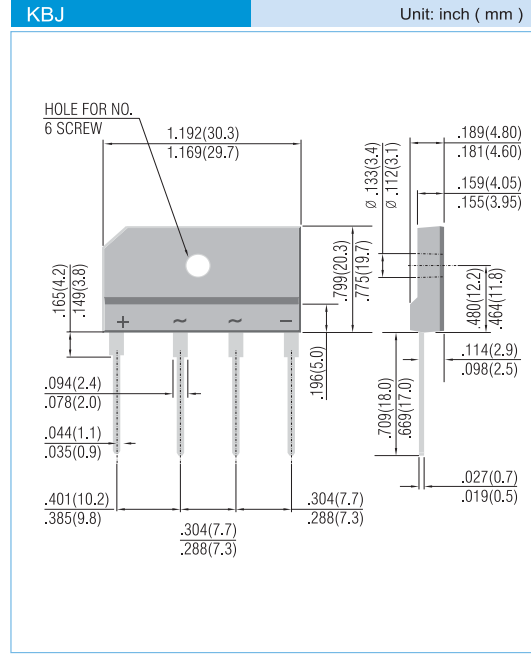
VOLTAGE 50 to 1000 Volts **CURRENT** 25 Amperes

FEATURES

- Plastic material has Underwriters Laboratory Flammability Classification 94V-O
- Ideal for printed circuit board
- Reliable low cost construction utilizing molded plastic technique
- Surge overload rating : 400 Amperes
- High temperature soldering guaranteed : 260 °C/10 seconds/.375"(9.5mm) lead length at 5 lbs.(2.3kg) tension
- Pb free product are available : 99% Sn above can meet Rohs environment substance directive request

MECHANICAL DATA

Case: Reliable low cost construction utilizing molded plastic technique
 Terminals: Leads solderable per MIL-STD-202G, Method 208
 Mounting position: Any
 Mounting torque : 20 in. lb. Max.
 Weight: 7.056g



MAXIMUM RATINGS AND ELECTRICAL CHARACTERISTICS

Ratings at 25°C ambient temperature unless otherwise specified. Resistive or inductive load, 60 Hz.
 For capacitive load, derate current by 20%

PARAMETER	SYMBOL	KBJ2500	KBJ2501	KBJ2502	KBJ2504	KBJ2506	KBJ2508	KBJ2510	UNITS
Maximum Recurrent Peak Reverse Voltage	V _{RRM}	50	100	200	400	600	800	1000	V
Maximum RMS Voltage	V _{RMS}	35	70	140	280	420	560	700	V
Maximum DC Blocking Voltage	V _{DC}	50	100	200	400	600	800	1000	V
Maximum Average Forward Current for Resistive Load at T _c =55°C	I _{AV}	25							A
Non-repetitive Peak Forward Surge Current, Rated Load	I _{FSM}	350							A
Maximum Forward Voltage per Bridge Element at 15A Specified Current	V _F	1.1							V
Maximum Reverse Leakage Current at Rated T _A =25°C	I _R	10							µA
Typical Thermal Resistance	R _{θJC}	1.2							°C / W
Operating Junction and Storage Temperature Range	T _J , T _{STG}	-50 TO +150							°C

NOTES:

1. Device mounted on 100mm*100mm*1.6mm Cu plate heatsink.

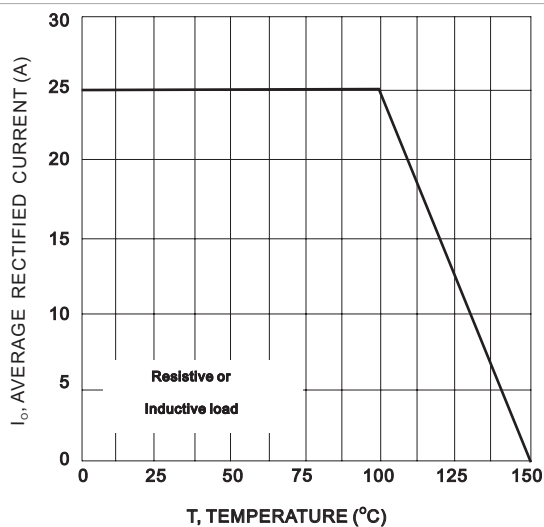


FIG.1-FORWARD CURRENT DERATING CURVE

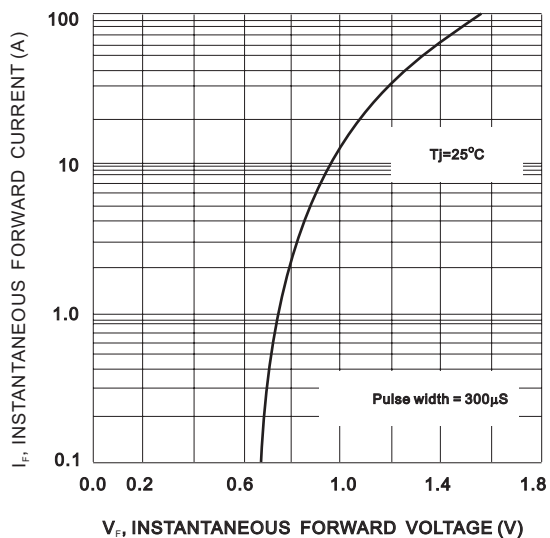


FIG.2-TYPICAL FWD CHARACTERISTICS, PER ELEMENT

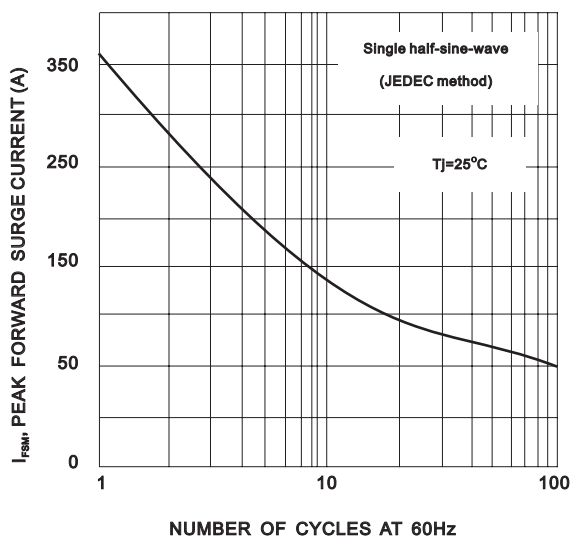


FIG.3-MAXIMUM NON-REPETITIVE SURGE CURRENT

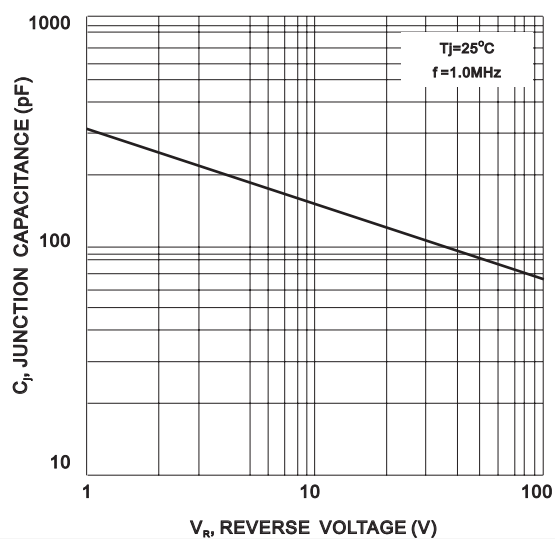


FIG.4-TYPICAL JUNCTION CAPACITANCE