


Aluminum Single Point Load Cell



FEATURES

- Capacities 0.3 - 3kg
- Aluminum construction
- Single point 200 x 200mm platform
- IP66 protection
- Total error better than 0.0067% of R.O.
- OIML approved

OPTIONAL FEATURE

- Capacity 200g at 0.8mV/V

DESCRIPTION

Model 1004 is a very low capacity, very high precision single point load cell designed for direct mounting in low capacity scales and precision balances.

This load cell is suitable for applications including jewellery scales, analytical balances, medical equipment, medical and pharmaceutical research and low level force measurement.

The model 1004 offers up to 30000 divisions short term precision at stable

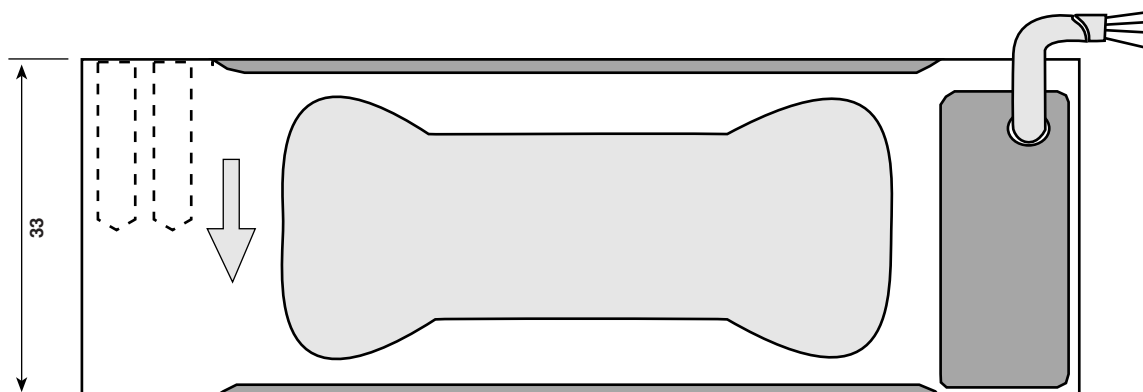
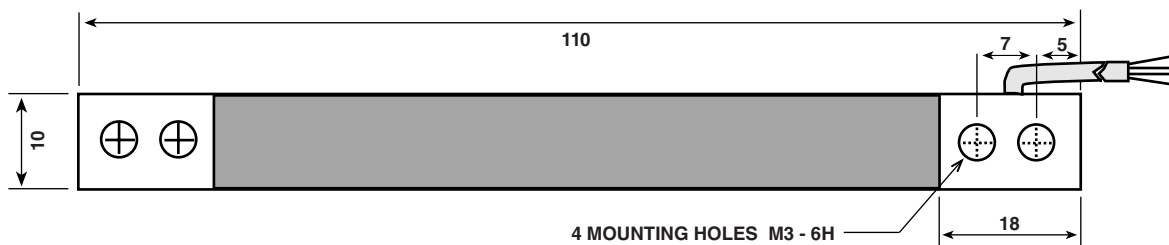
room temperature. A special two-stage humidity resistant protective coating assures long term reliability.

An overload protection device can be easily included in the application design. A threaded hole is provided in the loading end of the load cell for this purpose.

APPLICATIONS

- Low capacity scales
- Precision scales
- Jewelry scales
- Pharmaceutical scales

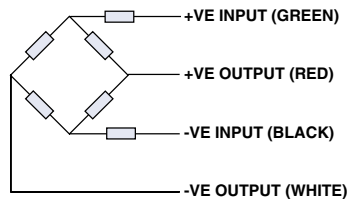
OUTLINE DIMENSIONS in mm



SPECIFICATIONS

PARAMETER	VALUE			UNIT
	GW	JW	C3	
Accuracy class				
Rated capacity-R.C. (E_{max})	0.3, 0.6, 1.5, 3			kg
Rated output-R.O.	0.9			mV/V
Rated output tolerance	0.1			±mV/V
Zero balance	0.045			±mV/V
Zero Return, 2 minutes	0.0100	0.0033		±% of applied load
Zero Return, 30 minutes			0.017	±% of applied load
Total Error (per OIML R60)	0.0100	0.0067	0.02	±% of rated output
Temperature effect on zero	0.0040		0.004	±% of rated output/°C
Temperature effect on output	0.0020		0.001	±% of load/°C
Eccentric loading error	0.0033			±% of rated load/cm
Temp. range, compensated	+5 to +40			°C
Temp. range, safe	-3 to +70			°C
Maximum safe central overload	150			% of R.C.
Ultimate central overload	250			% of R.C.
Excitation, recommended	10			Vdc or Vac rms
Excitation, maximum	15			Vdc or Vac rms
Input impedance	415±20			Ohms
Output impedance	350±3			Ohms
Insulation resistance	>2000			Mega-Ohms
Cable length	0.4			m
Cable type	4 wire, PVC, spiral shield			
Construction	Aluminum			
Environmental protection	IP66			
Platform size (max)	200 x 200			mm
Recommended torque	2.0			N*m

WIRING SCHEMATIC DIAGRAM
(Balanced bridge configuration)



Disclaimer

ALL PRODUCTS, PRODUCT SPECIFICATIONS AND DATA ARE SUBJECT TO CHANGE WITHOUT NOTICE.

Vishay Precision Group, Inc., its affiliates, agents, and employees, and all persons acting on its or their behalf (collectively, "Vishay Precision Group"), disclaim any and all liability for any errors, inaccuracies or incompleteness contained herein or in any other disclosure relating to any product.

The product specifications do not expand or otherwise modify Vishay Precision Group's terms and conditions of purchase, including but not limited to, the warranty expressed therein.

Vishay Precision Group makes no warranty, representation or guarantee other than as set forth in the terms and conditions of purchase. **To the maximum extent permitted by applicable law, Vishay Precision Group disclaims (i) any and all liability arising out of the application or use of any product, (ii) any and all liability, including without limitation special, consequential or incidental damages, and (iii) any and all implied warranties, including warranties of fitness for particular purpose, non-infringement and merchantability.**

Information provided in datasheets and/or specifications may vary from actual results in different applications and performance may vary over time. Statements regarding the suitability of products for certain types of applications are based on Vishay Precision Group's knowledge of typical requirements that are often placed on Vishay Precision Group products. It is the customer's responsibility to validate that a particular product with the properties described in the product specification is suitable for use in a particular application.

No license, express, implied, or otherwise, to any intellectual property rights is granted by this document, or by any conduct of Vishay Precision Group.

The products shown herein are not designed for use in life-saving or life-sustaining applications unless otherwise expressly indicated. Customers using or selling Vishay Precision Group products not expressly indicated for use in such applications do so entirely at their own risk and agree to fully indemnify Vishay Precision Group for any damages arising or resulting from such use or sale. Please contact authorized Vishay Precision Group personnel to obtain written terms and conditions regarding products designed for such applications.

Product names and markings noted herein may be trademarks of their respective owners.