

SUPER-FAST RECOVERY RECTIFIERS

Features	Ultrafast 35 Nanosecond Recovery Time 175° C Operating Junction Temperature Popular TO-220AB Package Epoxy Meets UL94 ,V0 @ 1/8" High Temperature Glass Passivated Junction Low Forward Voltage Low Leakage Current Reverse Voltage to 600 Volts Pb-Free Packages are Available
-----------------	---

Typical Reference Data

VRRM= 200V
IF(AV)= 10A

VRRM= 400V
IF(AV)= 10A

VRRM= 600V
IF(AV)=10A

Mechanical Characteristics	Case: Epoxy, Molded Weight: 1.9 grams (approximately) Finish: All External Surfaces Corrosion Resistant and Terminal Leads are Readily Solderable Lead Temperature for Soldering Purposes: 260° C Max. for 10 Seconds Shipped 50 units per plastic tube
-----------------------------------	--

MAXIMUM RATINGS

Rating	Symbol	SF1002	SF1004	SF1006	Unit
Peak Repetitive Reverse Voltage	VRRM	200	400	600	V
Working Peak Reverse Voltage	VWM				
DC Blocking Voltage	VR				
Average Rectified Forward Current Total Device, (Rated VR), TC = 150	IF(AV)	5 10			A
Peak Repetitive Forward Current (Rated VR, Square Wave, 20 kHz), TC = 150	IFM	16			A
Nonrepetitive Peak Surge Current (Surge applied at rated load conditions halfwave, single phase, 60 Hz)	IFSM	100			A
Operating Junction Temperature and Storage Temperature	TJ, Tstg	- 65 to +175			

THERMAL CHARACTERISTICS(Per Diode Leg)

Maximum Thermal Resistance, Junction to Case	R _{JC}	3.0	2.0	MW
--	-----------------	-----	-----	----

ELECTRICAL CHARACTERISTICS(Per Diode Leg)

Maximum Instantaneous Forward Voltage (1) (IF = 8.0 Amps, TC = 25° C)	VF	1.1	1.4	1.7	V
Maximum Instantaneous Reverse Current (1) (Rated dc Voltage, TJ = 150° C)	IR	800	800	800	μ A
(Rated dc Voltage, TJ = 25° C)		10	10	10	
Maximum Reverse Recovery Time (IF = 0.5 A, IR = 1.0 A, IREC = 0.25 A)	Trr	35			ns

(1) Pulse Test: Pulse Width = 300μ s, Duty Cycle 2.0%.

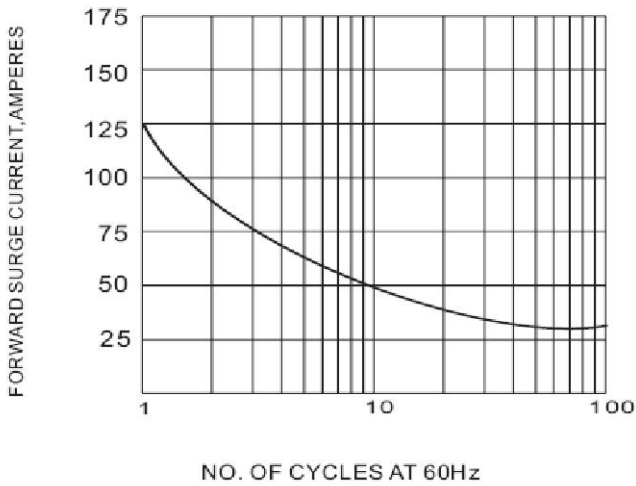


Fig.1 PEAK FORWARD SURGE CURRENT

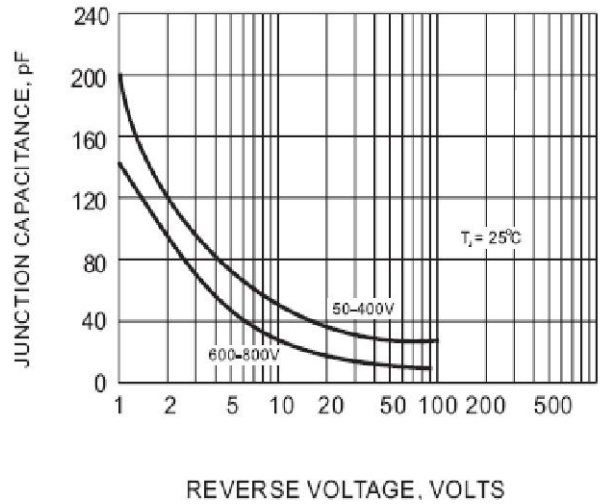


Fig.2 TYPICAL JUNCTION CAPACITANCES

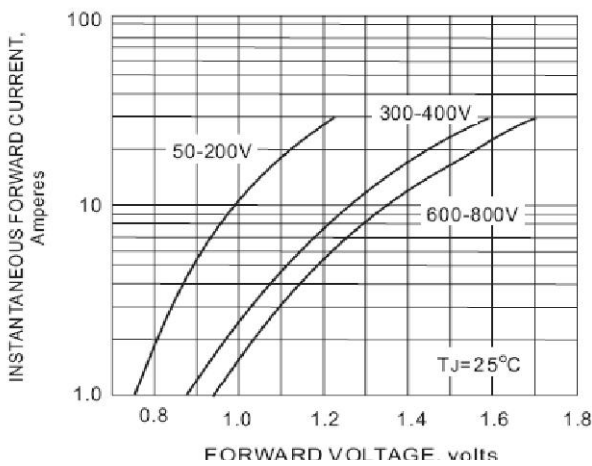


Fig.3 FORWARD CHARACTERISTICS

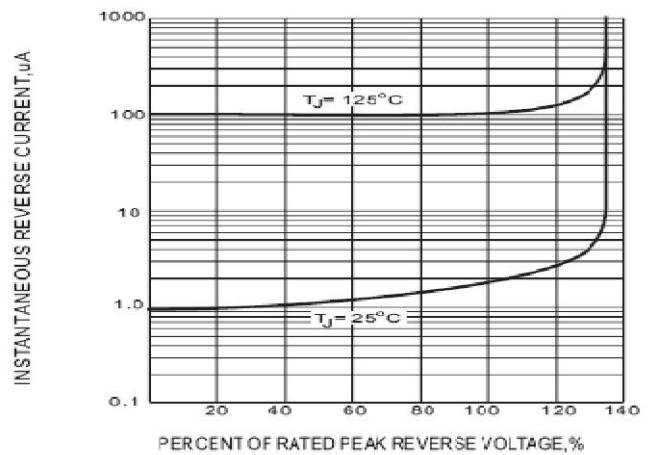


Fig.4 TYPICAL REVERSE CHARACTERISTICS

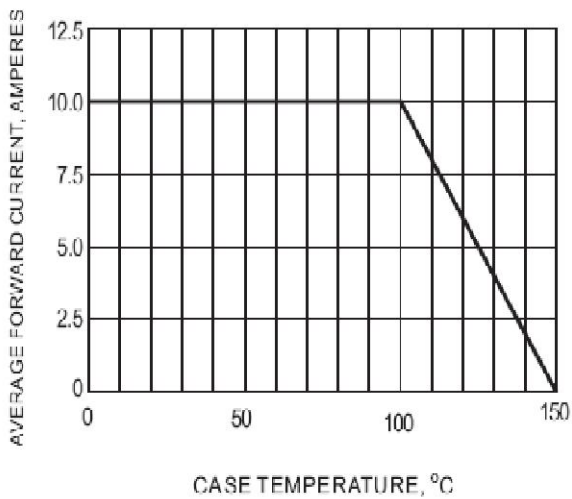
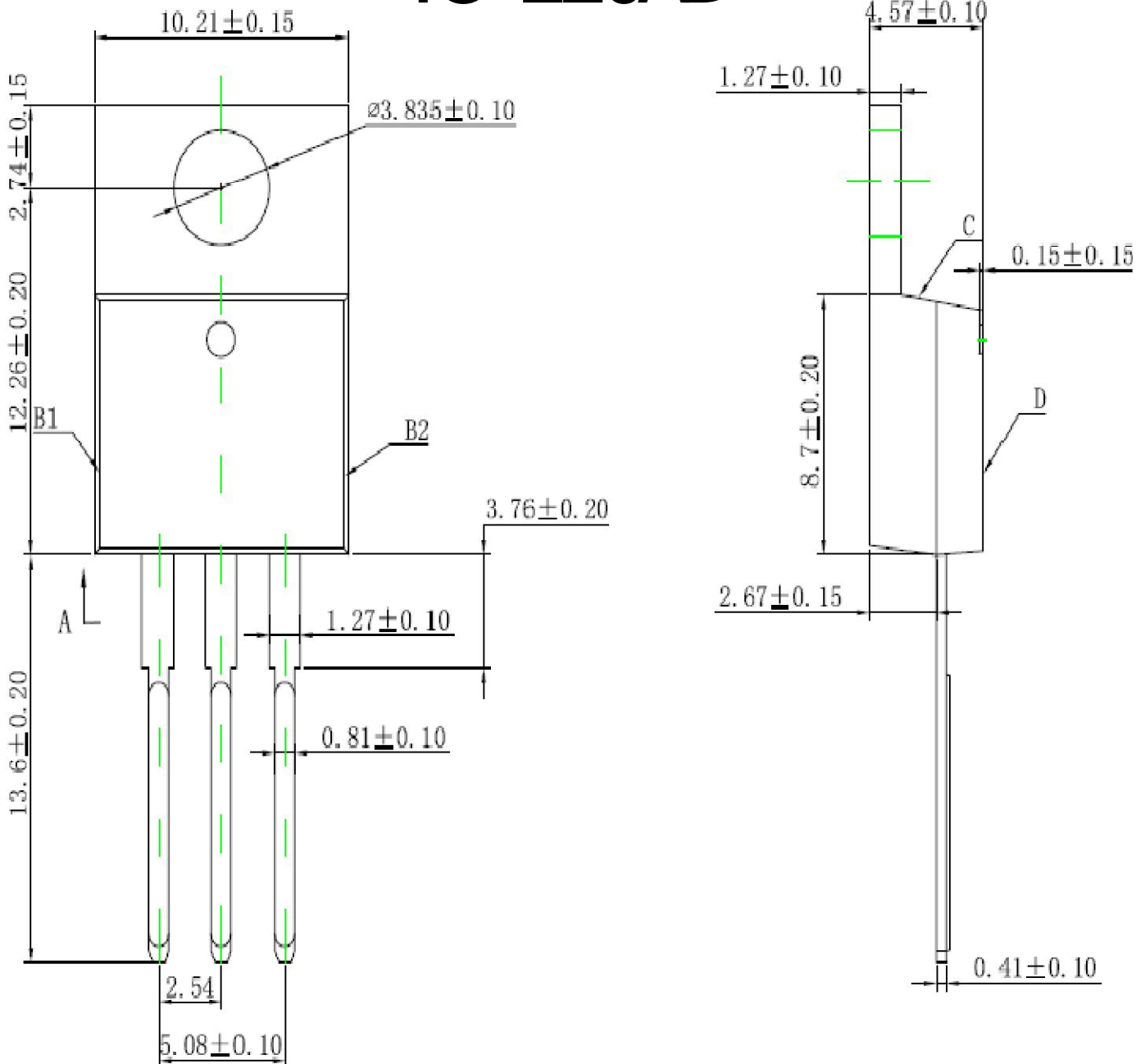


Fig.5 FORWARD CURRENT DERATING CURVE

TO-220AB



注意事项:

- XXXX代表日期码，第一码表示公元年的最后一码，第二码表示生产时当月码 (A, B, C... 为一月，二月，三月...), 第三，四码表示大量生产时批次码。
例如:2009年第一月生产的，D/C为9AXX。
- 包装及出货:ROHS, 30PCS/管, 0.6K/BOX, 1.8K(1.8K BOXEX)/CARTON, BOXEX及 CARTON。



MUR1020CT



修订内容