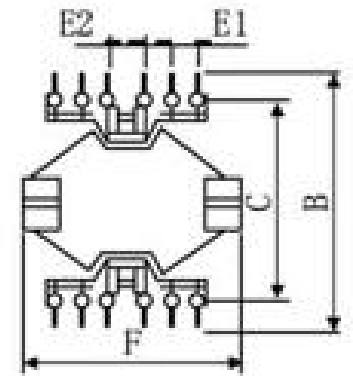
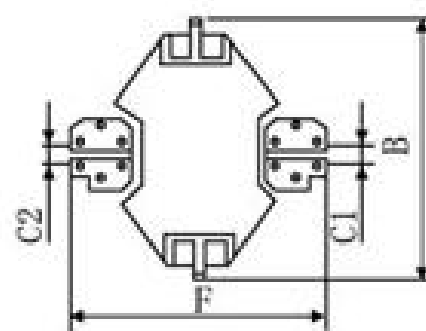
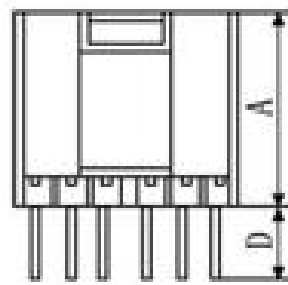
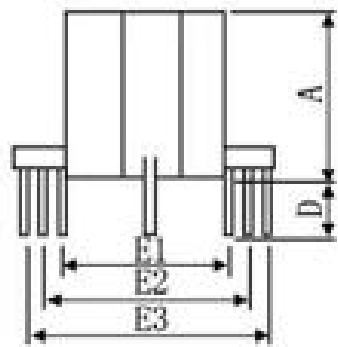


RM 型系列变压器



序号	针数	尺寸(mm)									FIG
		A	B	C1	C2	D±0.5	E1	E2	E3	F	
RM-4	6	7.8	13.5	1.8	3.6	4.2	7.2	10.8		12.6	1
RM-5	6	7.2	15.5	1.8	3.6	4.4	10.8	14.4		16	1
RM-6	6	13.5	18.5	1.8	3.6	4.7	14.4	18		20.7	1
RM-6-1	8	12.8	18.5	15.2		4.2	3.8	5.08		18.5	2
RM-8	12	12.1	23.5	3.6	7.2	5	14.4	18	21.6	24	1
RM-8-1	12	17.5	29.8	20.3		4.4	3.8	5.08		23.4	2
RM-10	12	13.4	28.5	3.6	7.2	4	18	21.6		28.1	1
RM-10-1	12	19.6	39.4	28		4.5	3.8	5.12	20	23.3	2
RM-12	12	17.7	38.5	3.6	10.8	6.3	21.5	28.7	35.9	38.5	1
RM-12-1	12	23.7	45.2	33		4.5	5.08	5.1		28.4	2
RM-14	12	29	48.4	35.6		4.8	5.08	7.62		31.4	2