

Typical performance/典型性能

- ◆ 特点: 定电压输入, 隔离非稳压输出, 2W 功率
 Characteristics: Fixed Input, isolation, Unregulated Output, 2W
- ◆ 隔离电压 Isolation voltage: 1000VDC
- ◆ 效率 Efficiency : 高达(up to) 80%
- ◆ 工作环境温度 Working temperature : -40℃~+85℃
- ◆ MTBF ≥ 350 万小时(350000Hrs)
- ◆ 符合 RoHS 指令 In line with RoHS codes
- ◆ 线性调节率 (输入电压变化±1%时)±1.2%
 Line regulation (once input change±1%) ±1.2%
- ◆ 负载调节率(10%-100%满载) 151% Load regulation (10%-100% full load) 15%
- ◆ 纹波 / 噪声 (20MHz 带宽)<100mVp-p Ripple and noise (20MHz Band width)
 <100mVp-p



产品列表 Typical product tabulates

型号 TYPE	输入电压范围 Input voltage range	标称输出电压/输出电流 (Nominal output voltage / output current)					
		VO1			VO2		
		电压 (V) Output voltage	最小电流 Min mA	最大电流 Max mA	电压 (V) Output voltage	最小电流 Min mA	最大电 流 Max mA
NN2-□S05C	5V (4.5~5.5VDC) 12V (10.8~13.2VDC) 24V (21.6~26.4VDC)	5V	40mA	400mA			
NN2-□S09C		9V	22mA	220mA			
NN2-□S12C		12V	16.6mA	166mA			
NN2-□S15C		15V	13.6mA	136mA			
NN2-□S24C		24V	8.4mA	84mA			
NN2-□D05C		+5V	20mA	200mA	-5V	20mA	200mA
NN2-□D09C		+9V	11mA	110mA	-9V	11mA	110mA
NN2-□D12C		+12V	8mA	80mA	-12V	8mA	80mA
NN2-□D15C		+15V	6.8mA	68mA	-15V	6.8mA	68mA
NN2-□D24C		+24V	4.2mA	42mA	-24V	4.2mA	42mA
NN2-□E05C		+5V	20mA	200mA	+5V	20mA	200mA
NN2-□E09C		+9V	11mA	110mA	+9V	11mA	110mA
NN2-□E12C		+12V	8mA	80mA	+12V	8mA	80mA
NN2-□E15C		+15V	6.8mA	68mA	+15V	6.8mA	68mA
NN2-□E24C		+24V	4.2mA	42mA	+24V	4.2mA	42mA

注：□代表输入电压标称值，因篇幅有限，以上只是部分产品列表，若需列表以外产品，请与本公司销售部联系。

□Shows the nominal value of input voltage, due to space limitations ,the above list is only for some products, If other than a list of products, please contact the Company's sales department.

封装尺寸 Mechanical Data

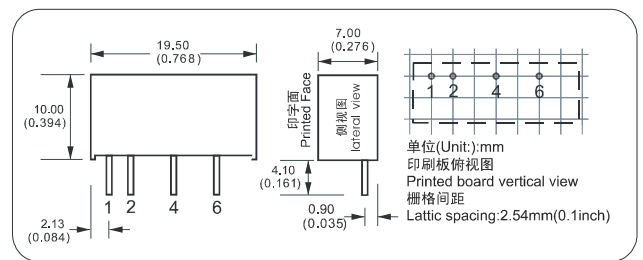
封装代号 Package code	L x W x H	
1 (单路输出 single output)	19.50 × 7.00 × 10.00mm	0.76 × 0.27 × 0.39inch
2 (两路正负输出 dual output)	19.50 × 7.00 × 10.00mm	0.76 × 0.27 × 0.39inch
3 (两路隔离输出 dual output isolated)	19.50 × 7.00 × 10.00mm	0.76 × 0.27 × 0.39inch

封装尺寸图 Mechanical Data

■ 封装尺寸 1 : 单路输出 (single route output)SIP

管脚代码	1	2	3	4	5	6	7
功能 (Usage)	Vin	GND		-Vo		+Vo	

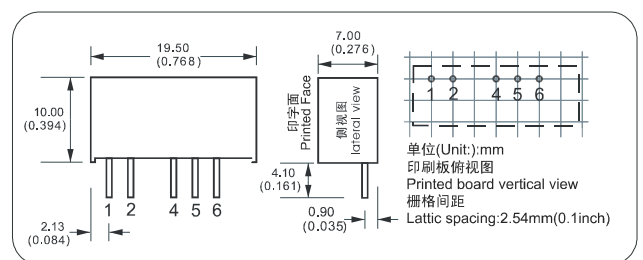
▲注: 所有单位尺寸为 mm, 所有相邻端子间距为 2.54mm, 所有端子直径为 0.65mm
▲Note:Aaa unit is mm,all neighboring pin distance is 2.54mm,all ping diameter is 0.65mm.



■ 封装尺寸 2 : 正负两路输出 (Duel route Positive and negative out)SIP

管脚代码	1	2	3	4	5	6	7
功能 (Usage)	Vin	GND		-Vo	COM	+Vo	

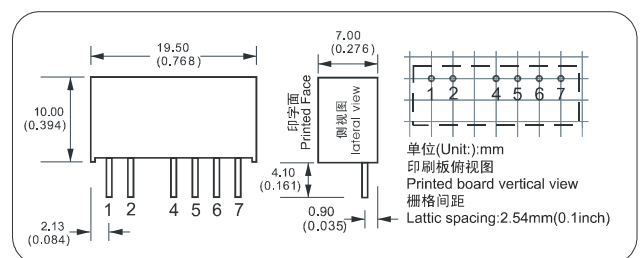
▲注: 所有单位尺寸为 mm, 所有相邻端子间距为 2.54mm, 所有端子直径为 0.65mm
▲Note:Aaa unit is mm,all neighboring pin distance is 2.54mm,all ping diameter is 0.65mm.



■ 封装尺寸 3 : 两路隔离输出 (Duel route isolation output)SIP

管脚代码	1	2	3	4	5	6	7
功能 (Usage)	Vin	GND		-Vo1	+Vo1	-Vo2	+Vo2

▲注: 所有单位尺寸为 mm, 所有相邻端子间距为 2.54mm, 所有端子直径为 0.65mm
▲Note:Aaa unit is mm,all neighboring pin distance is 2.54mm,all ping diameter is 0.65mm.



注意：电源模块的各管脚定义如与选型手册不符，应以实物标签上的标注为准。

Note: The power modules such as the definition of the pin does not match with the hand book, please refer to the actual item.