




# Shielded Power Inductors - LPS6235



- Low DCR; high current; shielded construction
- Perfect for backlight applications

**Designer's Kit C345** contains 3 each of all values

**Core material** Ferrite

**Core and winding loss** See [www.coilcraft.com/coreloss](http://www.coilcraft.com/coreloss)

**Terminations** RoHS compliant silver-palladium-platinum-glass frit. Other terminations available at additional cost.

**Weight** 460 – 480 mg

**Ambient temperature** –40°C to +85°C with Irms current, +85°C to +125°C with derated current

**Storage temperature** Component: –40°C to +125°C. Tape and reel packaging: –40°C to +80°C

**Resistance to soldering heat** Max three 40 second reflows at +260°C, parts cooled to room temperature between cycles

**Moisture Sensitivity Level (MSL)** 1 (unlimited floor life at <30°C / 85% relative humidity)

**Failures in Time (FIT) / Mean Time Between Failures (MTBF)**

38 per billion hours / 26,315,789 hours, calculated per Telcordia SR-332

**Packaging** 350/7" reel; 1500/13" reel Plastic tape: 16 mm wide, 0.3 mm thick, 8 mm pocket spacing, 3.68 mm pocket depth

**Recommended pick and place nozzle** OD: 6.2 mm; ID: ≤ 3.1 mm

**PCB washing** Only pure water or alcohol recommended

Part number <sup>1</sup>	Inductance <sup>2</sup> ±20% (µH)	DCR max <sup>3</sup> (Ohms)	SRF typ <sup>4</sup> (MHz)	Isat (A) <sup>5</sup>			Irms (A) <sup>6</sup>	
				10% drop	20% drop	30% drop	20°C rise	40°C rise
LPS6235-682ML	6.8	0.075	55	2.6	2.7	2.8	1.30	1.90
LPS6235-822ML	8.2	0.095	48	2.5	2.6	2.7	1.30	1.85
LPS6235-103ML	10.0	0.100	37	2.3	2.4	2.5	1.28	1.80
LPS6235-123ML	12.0	0.110	29	1.9	2.2	2.3	1.25	1.75
LPS6235-153ML	15.0	0.125	25	1.9	2.0	2.0	1.22	1.70
LPS6235-183ML	18.0	0.140	24	1.7	1.8	1.9	1.20	1.65
LPS6235-223ML	22.0	0.145	24	1.6	1.7	1.7	1.10	1.60
LPS6235-333ML	33.0	0.180	16	1.3	1.4	1.5	1.00	1.30
LPS6235-473ML	47.0	0.245	13	1.1	1.2	1.2	0.80	1.15
LPS6235-563ML	56.0	0.280	12	1.0	1.0	1.1	0.75	1.07
LPS6235-683ML	68.0	0.345	10.8	0.90	0.94	0.96	0.73	1.00
LPS6235-823ML	82.0	0.315	10.0	0.46	0.52	0.55	0.72	0.95
LPS6235-104ML	100.0	0.375	9.0	0.46	0.52	0.54	0.70	0.90
LPS6235-124ML	120.0	0.435	8.3	0.44	0.48	0.51	0.60	0.80
LPS6235-154ML	150.0	0.535	7.3	0.37	0.43	0.45	0.53	0.73
LPS6235-224ML	220.0	0.820	5.6	0.31	0.36	0.37	0.45	0.64
LPS6235-334ML	330.0	1.20	4.4	0.26	0.29	0.30	0.40	0.50
LPS6235-474ML	470.0	1.60	3.6	0.22	0.25	0.26	0.32	0.43
LPS6235-564ML	560.0	2.00	3.1	0.20	0.22	0.23	0.29	0.38
LPS6235-684ML	680.0	2.20	2.8	0.17	0.19	0.21	0.28	0.37
LPS6235-824ML	820.0	2.70	2.5	0.16	0.18	0.19	0.26	0.33
LPS6235-105ML	1000.0	3.40	2.2	0.14	0.17	0.18	0.24	0.30
LPS6235-155ML	1500.0	4.60	1.9	0.12	0.13	0.14	0.19	0.26
LPS6235-185ML	1800.0	5.42	1.7	0.11	0.12	0.13	0.18	0.23
LPS6235-225ML	2200.0	6.70	1.5	0.090	0.11	0.11	0.16	0.22
LPS6235-335ML	3300.0	9.50	1.1	0.080	0.090	0.10	0.14	0.180
LPS6235-475ML	4700.0	14.5	0.94	0.070	0.077	0.084	0.11	0.150
LPS6235-565ML	5600.0	16.4	0.86	0.060	0.070	0.080	0.10	0.130
LPS6235-685ML	6800.0	21.4	0.80	0.057	0.065	0.069	0.090	0.120
LPS6235-825ML	8200.0	24.5	0.70	0.052	0.060	0.067	0.085	0.115
LPS6235-106ML	10000.0	29.5	0.61	0.050	0.055	0.060	0.075	0.095

- Please specify **termination** and **packaging** codes:

**LPS6235-106MLC**

**Termination:** L = RoHS compliant silver-palladium-platinum-glass frit.

Special order:

T = RoHS tin-silver-copper (95.5/4/0.5)  
or S = non-RoHS tin-lead (63/37).

**Packaging:** C = 7" machine-ready reel. EIA-481 embossed plastic tape (350 parts per full reel).

B = Less than full reel. In tape, but not machine ready. To have a leader and trailer added (\$25 charge), use code letter C instead.

D = 13" machine-ready reel. EIA-481 embossed plastic tape. Factory order only, not stocked (1500 parts per full reel).

- Inductance tested at 100 kHz, 0.1 Vrms, 0 Adc using an Agilent/HP 4192A.

- DCR measured on a micro-ohmmeter.

- SRF measured using Agilent/HP 8753ES or equivalent.

- DC current that causes the specified inductance drop from its value without current.

- Current that causes the specified temperature rise from 25°C ambient.

- Electrical specifications at 25°C.

Refer to Doc 362 "Soldering Surface Mount Components" before soldering.



[www.coilcraft.com](http://www.coilcraft.com)

**US** +1-847-639-6400 [sales@coilcraft.com](mailto:sales@coilcraft.com)

**UK** +44-1236-730595 [sales@coilcraft-europe.com](mailto:sales@coilcraft-europe.com)

**Taiwan** +886-2-2264 3646 [sales@coilcraft.com.tw](mailto:sales@coilcraft.com.tw)

**China** +86-21-6218 8074 [sales@coilcraft.com.cn](mailto:sales@coilcraft.com.cn)

**Singapore** + 65-6484 8412 [sales@coilcraft.com.sg](mailto:sales@coilcraft.com.sg)

Document 587-1 Revised 12/01/11

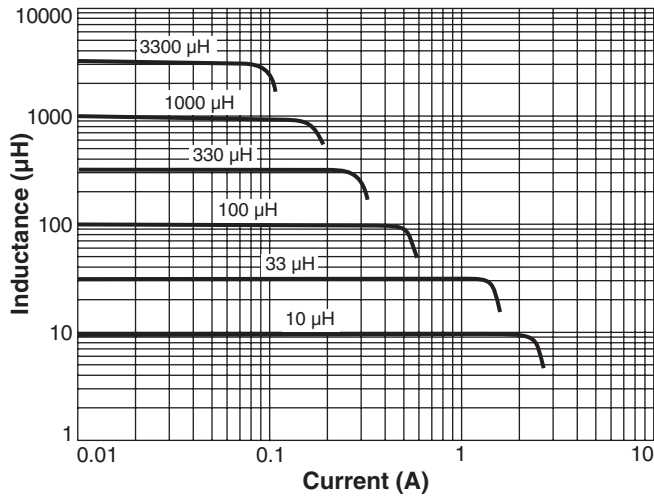
© Coilcraft Inc. 2011

This product may not be used in medical or high risk applications without prior Coilcraft approval. Specifications subject to change without notice. Please check our web site for latest information.

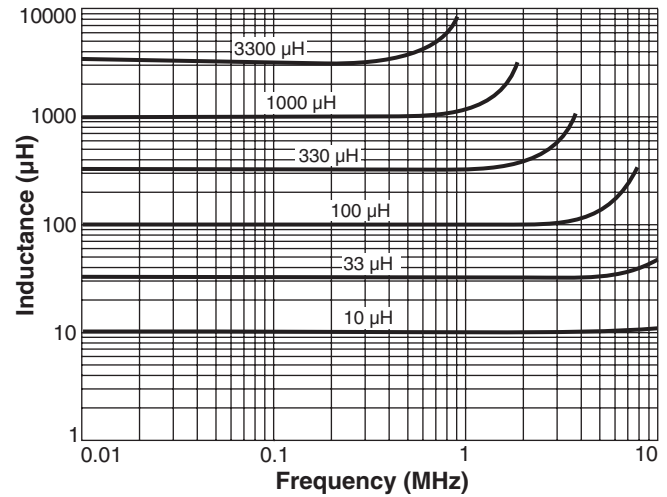


# Shielded SMT Power Inductors – LPS6235 Series

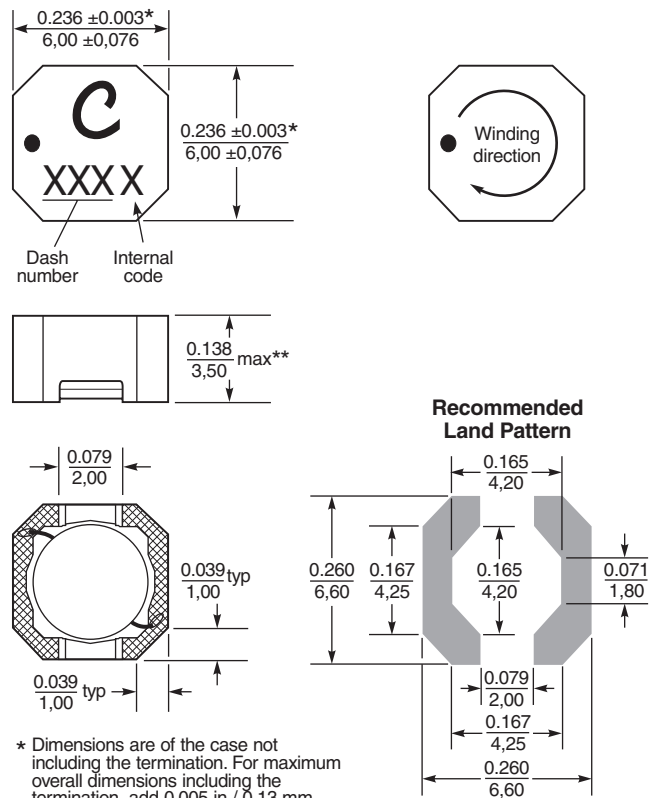
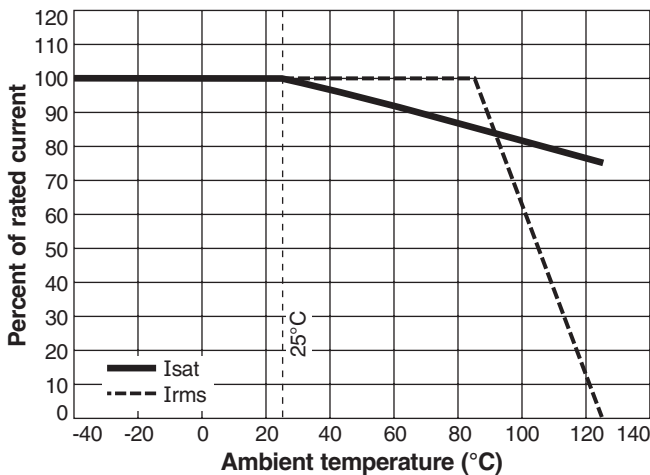
## Typical L vs Current



## Typical L vs Frequency



## Typical Current Derating



\* Dimensions are of the case not including the termination. For maximum overall dimensions including the termination, add 0.005 in / 0,13 mm.

\*\*For optional tin-lead and tin-silver-copper terminations, dimensions are for the mounted part. Dimensions before mounting can be an additional 0.005 inch (0,13 mm).

Dimensions are in inches / mm



US +1-847-639-6400 sales@coilcraft.com  
 UK +44-1236-730595 sales@coilcraft-europe.com  
 Taiwan +886-2-2264 3646 sales@coilcraft.com.tw  
 China +86-21-6218 8074 sales@coilcraft.com.cn  
 Singapore +65-6484 8412 sales@coilcraft.com.sg

Document 587-2 Revised 12/01/11

© Coilcraft Inc. 2011

This product may not be used in medical or high risk applications without prior Coilcraft approval. Specifications subject to change without notice. Please check our web site for latest information.