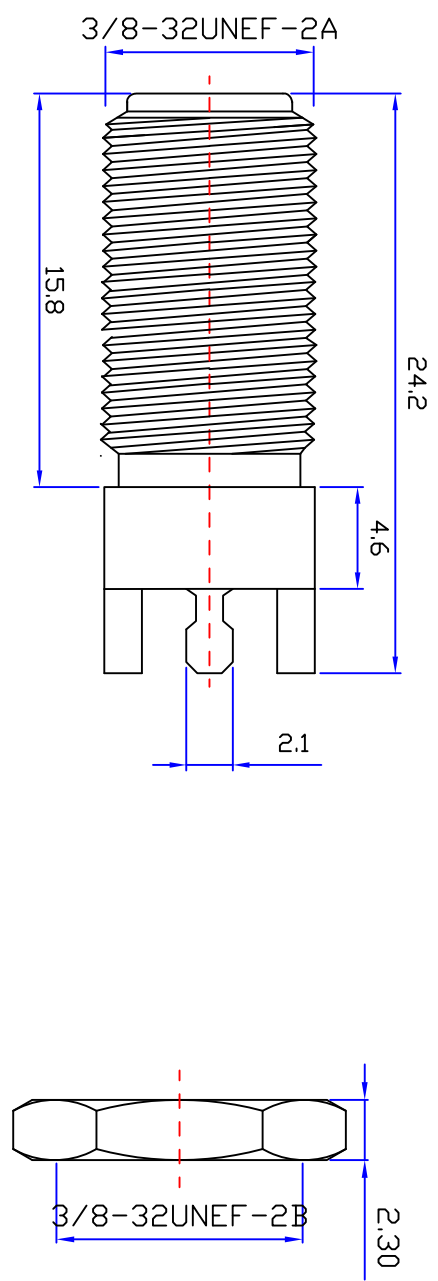
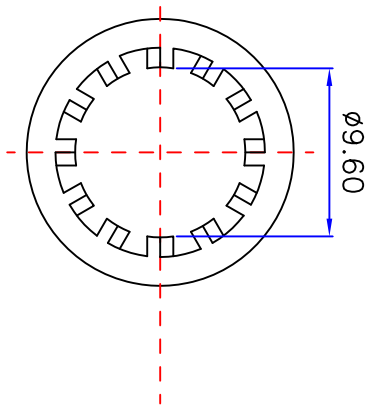
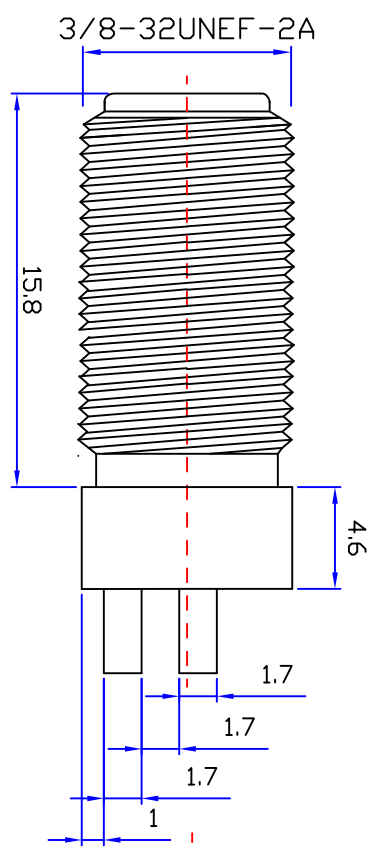
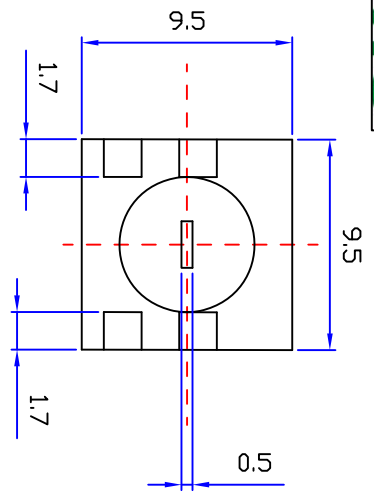




Product NO.		DOSIN-803-0130		
REV	DESCRIPTION	DWN	DATE	APPROVEN
A	First Issue	Mr. Wang	2009/08/07	John kine
B	Add : DOSIN-803-0005	Zelin. Zhang	2012/05/06	John kine



SPECIFICATIONS:

Impedance: 75 Ohms
 Frequency Range: DC~3G
 VSWR: 30DdB Return loss @ 1GHZ
 Working Voltage: 15 watts continuous
 Insulation Resistance: 5000 Ohms min
 Temperature Range: -40°C T0 +60°C
 Drawings products are in line with ROHS standards

1	Body	BARSS	NI:80-120u"
2	Insulator	Pom	White
3	Center contact	Phosphor	AU:1-3u"
4	Washer	Iron	NI:80-120u"
5	Nut	Zinc	NI:80-120u"
6			
7			
8			
9			
10			
NO	Component Number	Material	Finish

NOTE:

Tolerance	X. ±0.15 X.X ±0.10 X.XX ±0.05
View	Angular ±5°
UNIT	MM

DOSIN *Dosin Industrial (HK) Co Ltd*
 东莞市德索五金电子有限公司
Dosin Hardware Electronics Co, Ltd

Name: F Jack straight PCB Mount

SIZE: A Product NO. DOSIN-803-0130

Date/Time: 2012/05/06 CAD FILE: H/company drawings/BD

Web: http://www.dosin.com.cn
 TEL: (0086) 769-81153906
 FAX: (0086) 769-81875836

E-mail: dosin2005@163.com
 dosin2005@dosin-china.com

APPROVALS	John	06/05/2012	SCALE	1:1
CHECKED	Zelin. Zhang	2012/05/06	UNIT	MM
Kine				
D				
E				
F				
G				