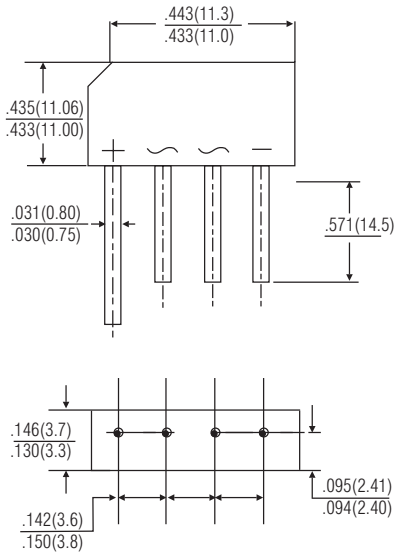




KBP2005G THRU KBP210G
玻璃钝化桥式整流器
GLASS PASSIVATED BRIDGE RECTIFIERS



Unit: inch(mm)

特征 FEATURES

- * Plastic package has Underwriters Laboratory Flammability Classification 94V-0
- * High surge current capability
- * UL file number:E252843
- * High temperature soldering guaranteed: 250°C/10 seconds at 5 lbs.(2.3kg)tension

机械数据 MECHANICAL DATA

CASE:Molded plastic body over passivated junctions
 Terminals:plated leads solderable per MIL - STD-750, Method 2026
 Mounting position:Any
 Weight:0.057 ounce, 1.62gram

极限值和电参数 TA=25°C 除非另有规定

Maximum Ratings&Electrical Characteristics Ratings at 25°Cambient temperature unless otherwise specified

	SYMB OLS	KBP 2005G	KBP 201G	KBP 202G	KBP 204G	KBP 206G	KBP 208G	KBP 210G	UNITS
最大可重复峰值反向电压 Maximum reccurent peak reverse voltage	VRRM	50	100	200	400	600	800	1000	Volts
最大均方根电压 Maximum rms Input voltage	VRMS	35	70	140	280	420	560	700	Volts
最大直流阻断电压 Maximum dc blocking voltage	VDC	50	100	200	400	600	800	1000	Volts
最大正向平均整流电流 Maximum average forward output rectified	TA=50°C I(AV)	2.0							Amps
正向峰值浪涌电流 8.3ms 单一正弦半波 Peak forward surge current 8.3ms single half sine-wave	IFSM	60							Amps
最大正向电压降 Maximum forward voltage	@IF=2.0A VF	1.1							Volts
最大反向漏电流 Maximum reverse voltage	TA=25°C TA=125°C IR	5.0 500							μ A
工作温度和存储温度 Operating and storage temperature range	TJ,TSTG	-55 to + 150							°C

RATING AND CHARACTERISTIC CURVES (TA=25°C UNLESS OTHERWISE NOTED)
KBP2005G THRU KBP210G

FIG.1-TYPICAL FORWARD CURRENT DERATING CURVE

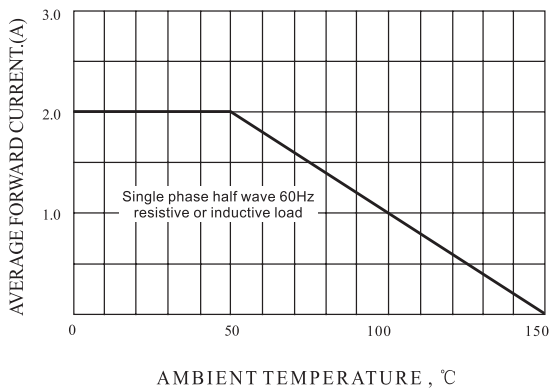


FIG.2-MAXIMUM NON-REPETITIVE FORWARD SURGE CURRENT

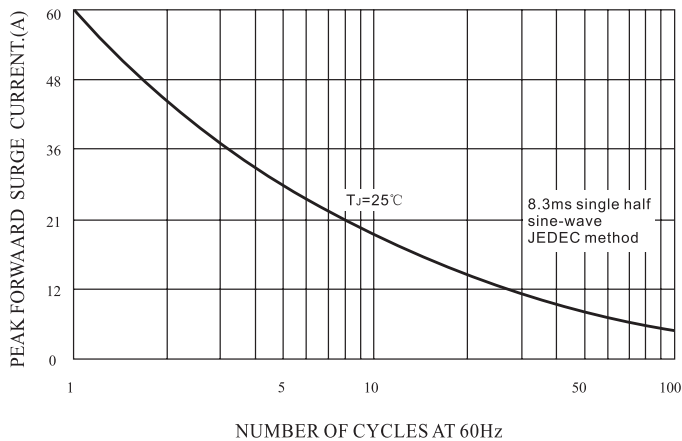


FIG.3-TYPICAL FORWARD CHARACTERISTICS

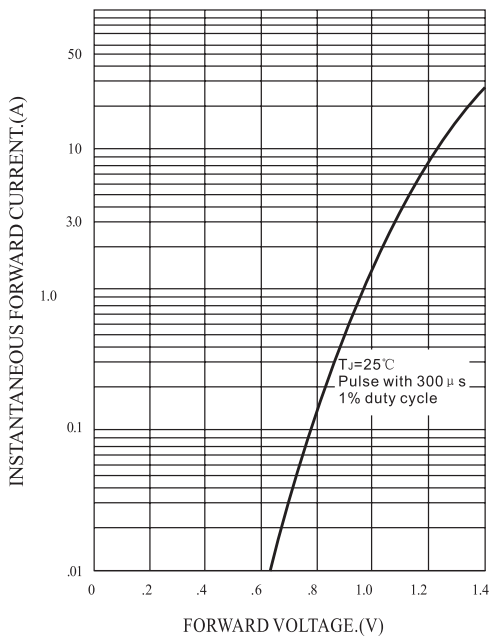


FIG.4-TYPICAL REVERSE CHARACTERISTICS

