

为您的产品保驾护航

PRODUCT DATASHEET

Surface Mount Fuses


**JFC1206TS Series Fuse**

### Description

JFC1206TS Series are the fuses set the industry standard for performance, reliability and quality. The solder - free design provides excellent on - off and temperature cycling characteristics during use and also makes our SMD fuses more heat and shock tolerant than typical subminiature fuses.

### Features

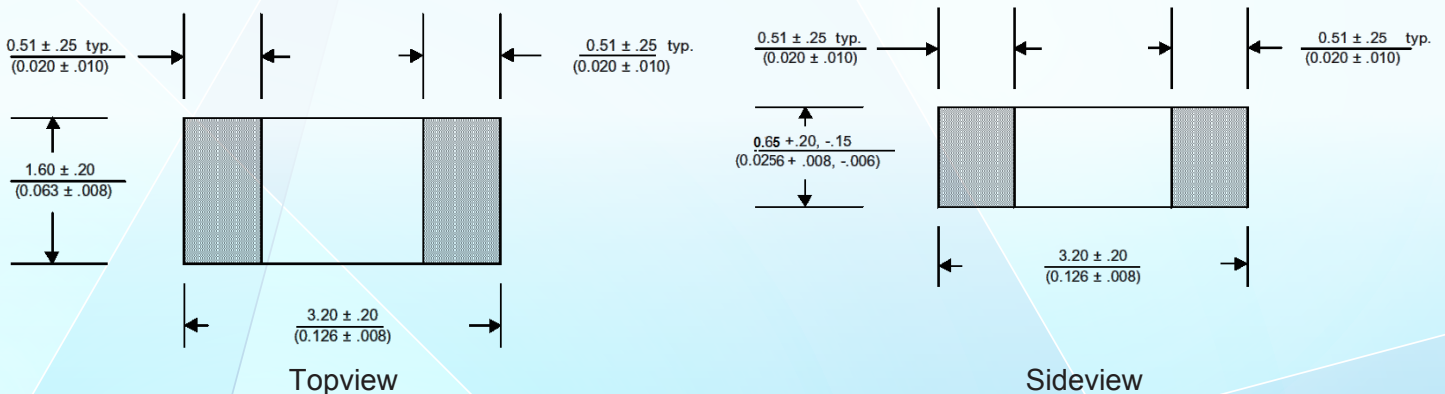
- Compatible with reflow and wave solder
- Ceramic and glass construction
- Excellent environmental integrity
- One time positive disconnect
- Lead Free and Halogen free material



### Electrical Characteristics

Rated Current	1.0In	2.0In	2.5In	3.0In	3.5In	10.0In
1A~3A	4 hour min.	1sec - 60sec	5sec max.	0.1sec-3sec	-	0.2ms-20ms
3.5A~5A	4 hour min.	-	5sce max.	0.1sec-3sec	-	0.2ms-20ms
7A~15A	4 hour min.	-	-	-	5sec max.	0.2ms-10ms

### Dimensions



**Performance Specification**

Part No.	Rated Voltage DC	Rated Current (A)	Breaking Capacity <sup>1</sup>	Typical Cold Resistance (mOhms) <sup>2</sup>	Typical Voltage Drop (mV)	Typical Pre-Arching I <sup>2</sup> t (A <sup>2</sup> Sec) <sup>3</sup>	Alpha Marking
JFC1206-1100TS	63V	1	300A	480	510	0.11	H
JFC1206-1150TS		1.5		230	367	0.17	K
JFC1206-1200TS		2		140	316	0.43	N
JFC1206-1250TS		2.5		80	240	0.68	O
JFC1206-1300TS		3		50	187	1.41	P
JFC1206-1350TS		3.5		40	180	1.72	R
JFC1206-1400TS	32V	4		34	173	1.78	S
JFC1206-1450TS		4.5		25	164	2.65	X
JFC1206-1500TS		5		21.5	145	2.91	T
JFC1206-1700TS		7		12.3	140	5.72	7
JFC1206-1800TS	24V	8		10	123	6.8	M
JFC1206-2100TS		10		7	110	10.6	U
JFC1206-2120TS		12		5	85	11.5	12
JFC1206-2150TS		15		3.5	78	16.5	15

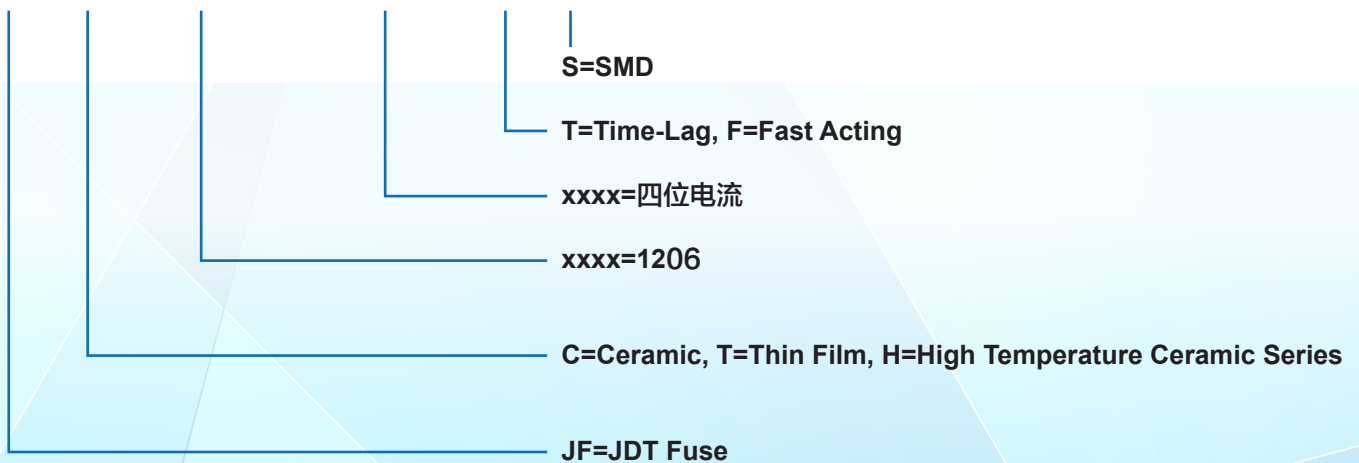
\* DC Interrupting Rating (Measured at rated voltage, time constant of less than 50 microseconds, battery source)

\* DC Cold Resistance are measured at <10% of rated current in ambient temperature of 25 °C

\* Typical Pre - arching I<sup>2</sup>t are measured at 10In Current

**Part Numbering System**

**J F C 1206 - xxxx T S**



**Time Current Curve**

