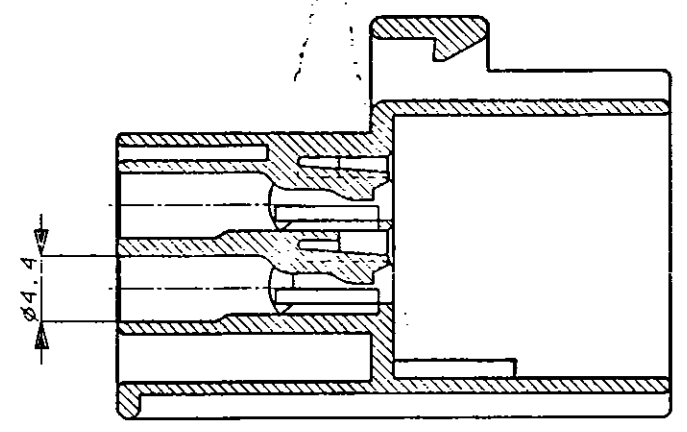
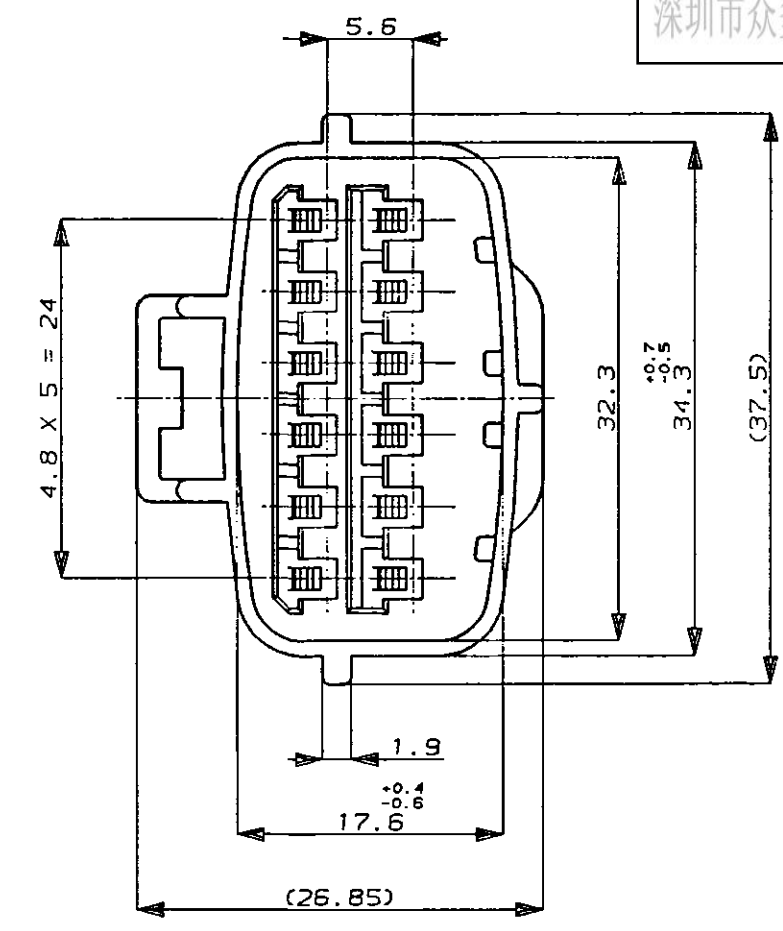
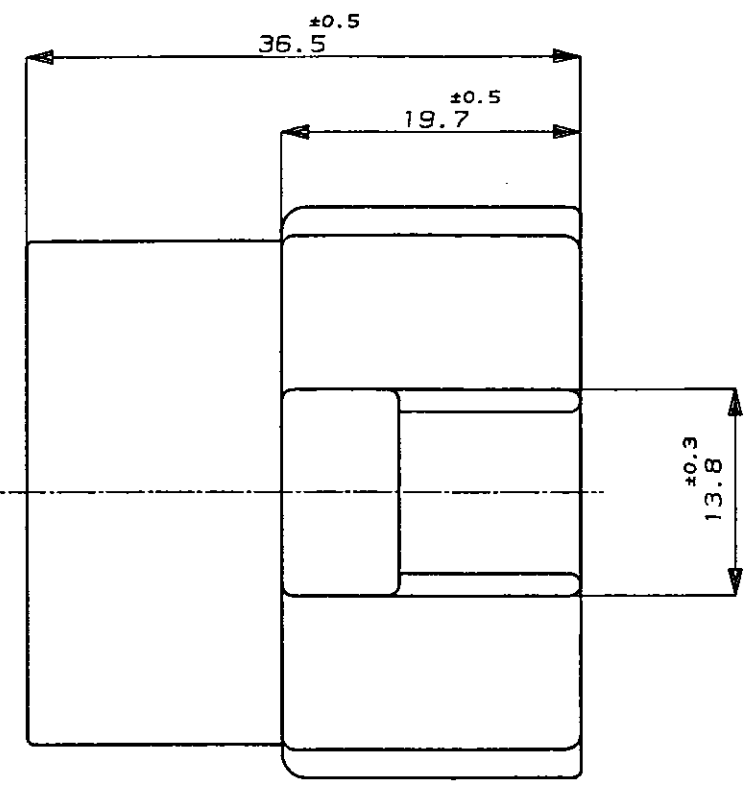
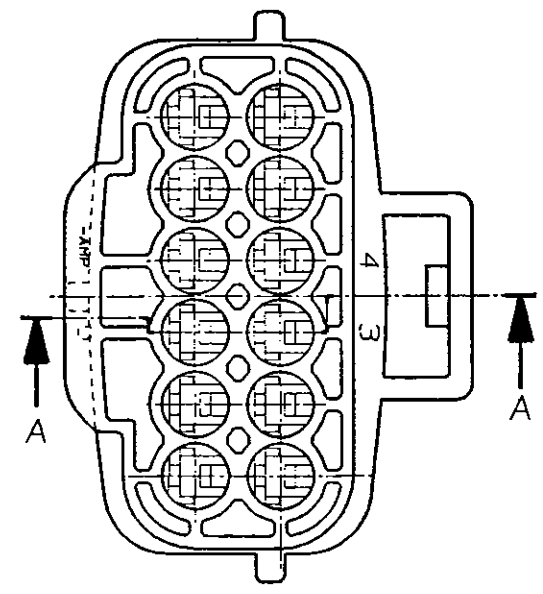


-2 ; 本 ☒
-2 AS SHOWN

深圳市众多星电子有限公司



SECTION
断面 A-A

注 :

- 1 かん合相手型番 : 174661
- 2 本品はダブルロックプレート P/N 174664 を装着して使用する

NOTE :

- 1 FOR PLUG HOUSING (P/N174661)
- 2 THIS PART MUST BE USED WITH DOBLE LOCK PLATE (P/N174664)

				© 1987 BY AMP (Japan) LTD. ALL RIGHTS RESERVED. AMP PRODUCTS COVERED BY PATENTS AND OR PATENTS PENDING		AMP		AMP (JAPAN), LTD. Tokyo, Japan	
				WIRE RANGE		INSULATION DIA		NAME	
D 変更 REVISED FJ00-0E26-94 Y7 7/28/88				mm ² (AWG)		mm		12P. ECONOSEAL J-MARK II ⁺ CONNECTOR 12極 エコノシール J マーク II ⁺	
C 変更 REVISED J-12311 KO SI 1/29/90				MATERIAL		FINISH		CAP HOUSING キャップハウジング	
B 変更 REVISED J-10987 TS MO 11/16/89				PBT		BLACK 黒		GENERAL TOLERANCE	
A 変更 REVISED J-10135 TS MT 5/22/85				DR. K. Oda 5/26/87		DE. K. Oda 5/26/87		SIZE LOC NUMBER	
O 作成 RELEASED YF TS MT 11/7/86				CHK. M. Matsusaka 5/26/87		APP. M. Toruchi 11/4/88		0 <= < 10 : ±0.2 10 <= < 30 : ±0.25 30 <= < 100 : ±0.3 ANGLES : ±3°	
LTR REVISION RECORD DR CHK DATE								SCALE REV. SHEET	
								B J 174663 2:1 D 1 OF 1	

CUSTOMER DRAWING

NUMBER 174663

3rd ANGLE PROJECTION

METRIC

DIMENSIONS IN MILLIMETERS. DO NOT SCALE PRINT

PRINT DIST

AMP-J
REV. 10/'83

深圳市众多星电子有限公司