


VOLTAGE RANGE: 5.6 - 68V
POWER: 3.0Watts

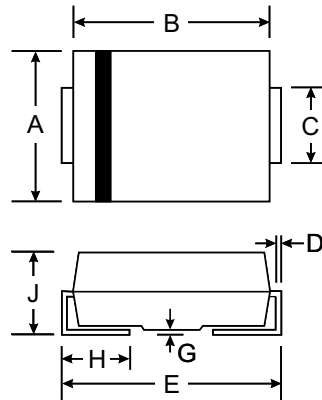


Features

- High peak reverse power dissipation
- High reliability
- Low leakage current

Mechanical Data

- Case : SMB (DO-214AA) Molded plastic
- Epoxy : UL94V-O rate flame retardant
- Lead : Lead formed for Surface mount
- Polarity : Color band denotes cathode end
- Mounting position : Any
- Weight: 0.093 grams (approx.)



SMB(DO-214AA)		
Dim	Min	Max
A	3.30	3.94
B	4.06	4.70
C	1.91	2.21
D	0.15	0.31
E	5.00	5.59
G	0.10	0.20
H	0.76	1.52
J	2.00	2.62
All Dimensions in mm		

MAXIMUM RATINGS

Rating at 25 °C ambient temperature unless otherwise specified

Rating	Symbol	Value	Unit
DC Power Dissipation at $T_L = 75\text{ }^\circ\text{C}$ (Note1)	P_D	3.0	Watts
Maximum Forward Voltage at $I_F = 200\text{ mA}$	V_F	1.5	Volts
Junction Temperature Range	T_J	- 55 to + 150	$^\circ\text{C}$
Storage Temperature Range	T_S	- 55 to + 150	$^\circ\text{C}$



ELECTRICAL CHARACTERISTICS Rating at = 25 °C ambient temperature unless otherwise specified

TYPE	Nominal Zener Voltage		Maximum Zener Impedance			Maximum Reverse Leakage Current		Maximum DC Zener Current
	Vz @ IzT	IzT	ZzT @ IzT	Zzk @ IzK	IzK	IR @ VR		IzM
	(V)	(mA)	(Ω)	(Ω)	(mA)	(μA)	(V)	(mA)
SMBZ5919B	5.6	134	2.5	600	1.0	5.0	2.0	480
SMBZ5920B	6.2	121	1.5	700	1.0	5.0	3.0	435
SMBZ5921B	6.8	110	2.0	700	1.0	50	4.0	393
SMBZ5922B	7.5	100	2.0	700	0.5	50	5.0	360
SMBZ5923B	8.2	91	2.3	700	0.5	50	6.0	330
SMBZ5924B	9.1	82	2.5	700	0.5	50	7.0	297
SMBZ5925B	10	75	3.5	700	0.3	50	7.6	270
SMBZ5926B	11	68	4.0	700	0.25	50	8.4	225
SMBZ5927B	12	63	4.5	700	0.25	1.0	9.1	246
SMBZ5928B	13	58	4.5	700	0.25	0.5	9.1	208
SMBZ5929B	15	50	5.5	700	0.25	0.5	11.4	180
SMBZ5930B	16	47	5.5	700	0.25	0.5	12.2	169
SMBZ5931B	18	42	6.0	750	0.25	0.5	13.7	150
SMBZ5932B	20	37	7.0	750	0.25	0.5	15.2	135
SMBZ5933B	22	34	8.0	750	0.25	0.5	16.7	123
SMBZ5934B	24	31	9.0	750	0.25	0.5	18.2	112
SMBZ5935B	27	28	10	750	0.25	0.5	20.6	100
SMBZ5936B	30	25	16	1000	0.25	0.5	22.5	90
SMBZ5937B	33	23	20	1000	0.25	0.5	25.1	82
SMBZ5938B	36	21	22	1000	0.25	0.5	27.4	75
SMBZ5939B	39	19	28	1000	0.25	0.5	29.7	69
SMBZ5940B	43	17	33	1500	0.25	0.5	32.7	60
SMBZ5941B	47	16	38	1500	0.25	0.5	35.6	57
SMBZ5942B	51	15	45	1500	0.25	0.5	38.8	53
SMBZ5943B	56	13	50	2000	0.25	0.5	42.6	48
SMBZ5944B	62	12	55	2000	0.25	0.5	47.1	44
SMBZ5945B	68	11	70	2000	0.25	0.5	51.7	40

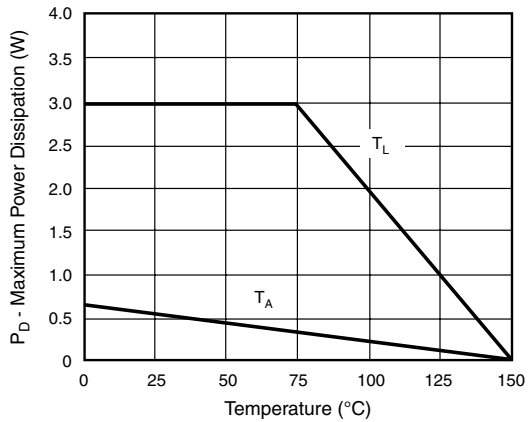
RATINGS AND CHARACTERISTICS CURVES ($T_A = 25\text{ }^\circ\text{C}$ unless otherwise noted)


Figure 1. Steady State Power Durling

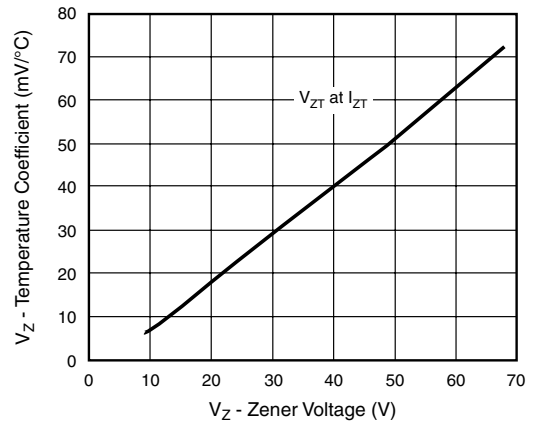


Figure 3. Typical Temperature Coefficients

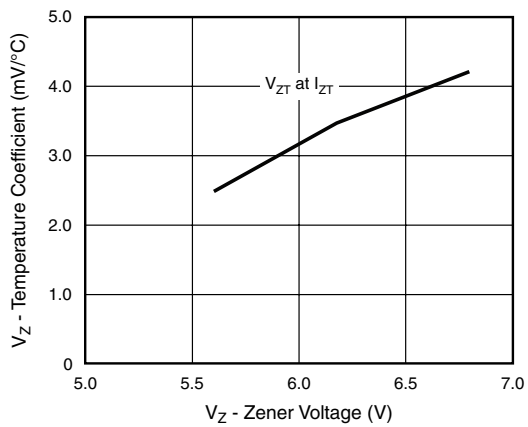


Figure 2. Typical Temperature Coefficients

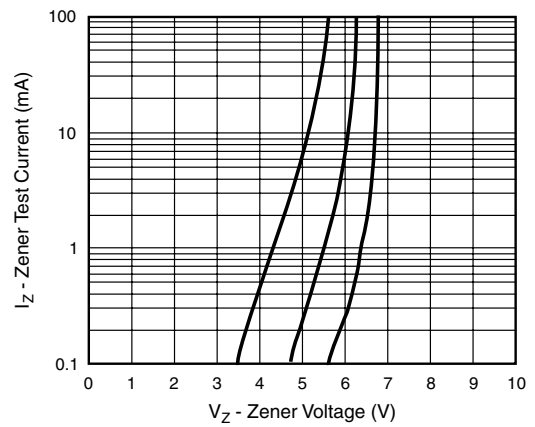


Figure 4. Typical Zener Voltage

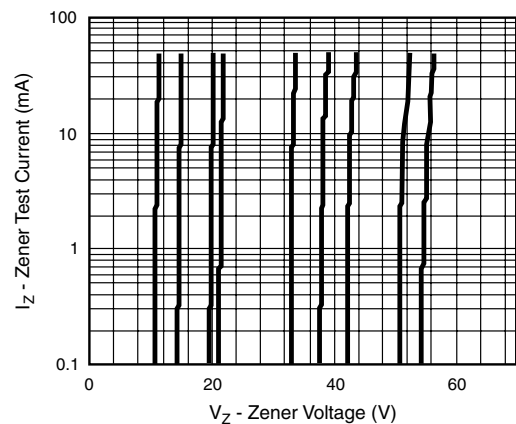


Figure 5. Typical Zener Voltage

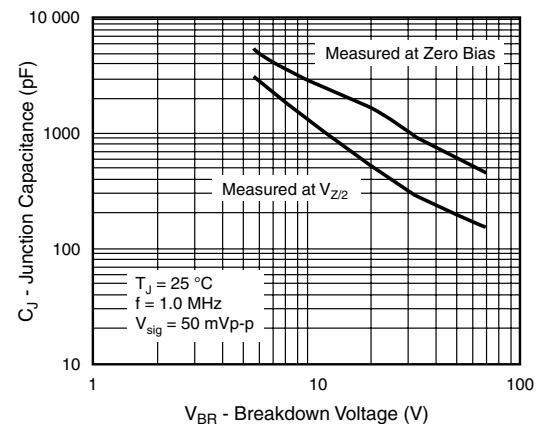


Figure 7. Typical Junction Capacitance