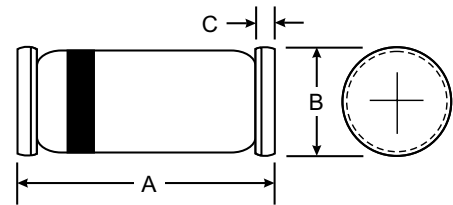


VOLTAGE RANGE: 40 - 60V
CURRENT: 500mA



Features

- Integrated protection ring against static discharge
- Low capacitance
- Low leakage current
- Low forward voltage drop
- Very low switching time



Mechanical Data

- Case: LL-34(SOD-80), Glass
- Weight: 0.05 grams (approx.)



LL34/ SOD-80		
Dim	Min	Max
A	3.30	3.70
B	1.30	1.60
C	0.28	0.50
All Dimensions in mm		

Maximum Ratings @ T_A = 25°C unless otherwise specified

Parameter	Test Conditions	Type	Symbol	Value	Unit
Reverse voltage		BAS81	V _R	40	V
		BAS82	V _R	50	V
		BAS83	V _R	60	V
Peak forward surge current	t _p =1s		I _{FSM}	500	mA
Repetitive peak forward current			I _{FRM}	150	mA
Forward current			I _F	30	mA
Junction temperature			T _j	125	°C
Storage temperature range			T _{stg}	-65...+150	°C

Maximum Thermal Resistance T_j = 25 °C

Parameter	Test Conditions	Symbol	Value	Unit
Junction ambient	on PC board 50mmx50mmx1.6mm	R _{thJA}	320	K/W

Electrical Characteristics T_j = 25 °C

Parameter	Test Conditions	Type	Symbol	Min	Typ	Max	Unit
Forward voltage	I _F =0.1mA		V _F			330	mV
	I _F =1mA		V _F			410	mV
	I _F =15mA		V _F			1	V
Reverse current	V _R =V _{Rmax}		I _R			200	nA
Diode capacitance	V _R =1V, f=1MHz		C _D			1.6	pF

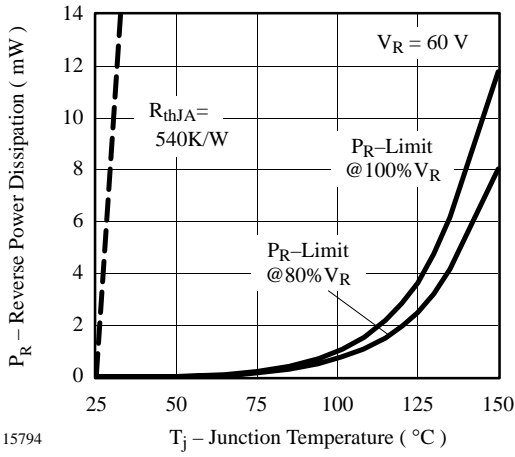


Figure 1. Max. Reverse Power Dissipation vs. Junction Temperature

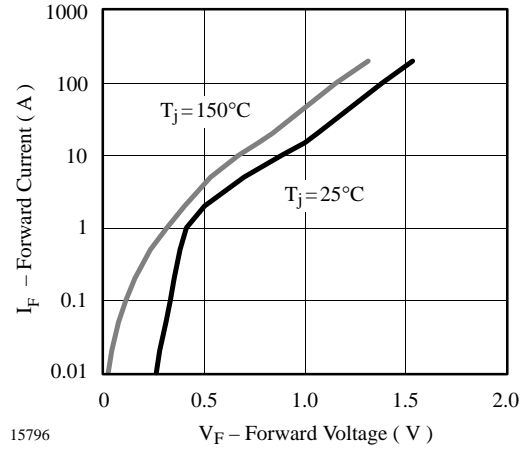


Figure 3. Forward Current vs. Forward Voltage

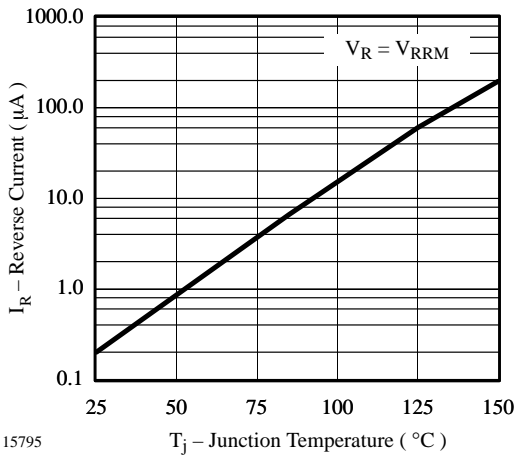


Figure 2. Reverse Current vs. Junction Temperature

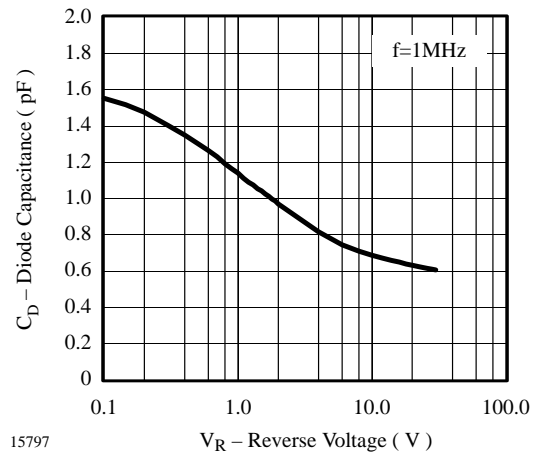


Figure 4. Diode Capacitance vs. Reverse Voltage