


VOLTAGE RANGE: 20 - 100V

CURRENT: 1.0 A

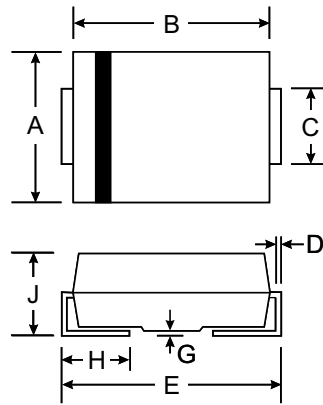


Features

- Schottky barrier rectifier
- Guardring protection
- Low forward voltage
- Reverse energy tested
- High current capability
- Extremely low thermal resistance

Mechanical Data

- Case: SMB/DO-214AA, Molded Plastic
- Terminals: Solder Plated, Solderable per MIL-STD-750, Method 2026
- Polarity: Cathode Band or Cathode Notch
- Marking: Type Number
- Weight: 0.093 grams (approx.)



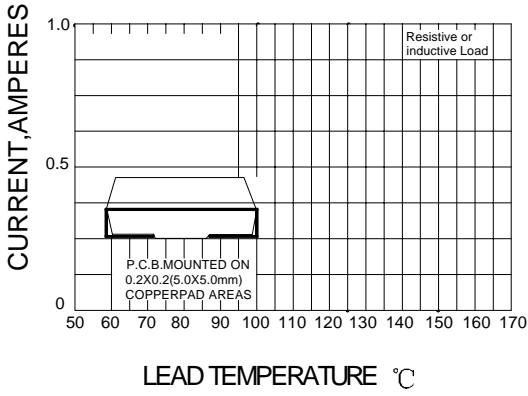
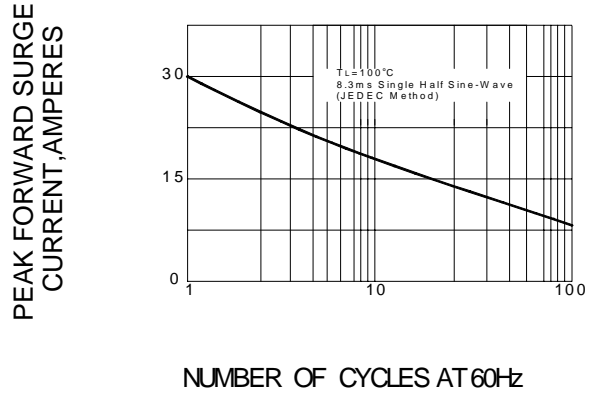
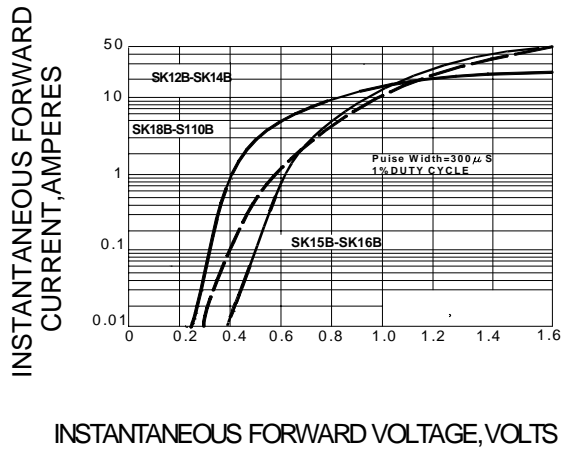
SMB(DO-214AA)		
Dim	Min	Max
A	3.30	3.94
B	4.06	4.70
C	1.91	2.21
D	0.15	0.31
E	5.00	5.59
G	0.10	0.20
H	0.76	1.52
J	2.00	2.62
All Dimensions in mm		



Maximum Ratings and Electrical Characteristics T_A = 25°C unless otherwise specified

		SK12B	SK13B	SK14B	SK15B	SK16B	SK18B	SK19B	SK110B	UNITS	
Maximum repetitive peak reverse voltage	V _{RRM}	20	30	40	50	60	80	90	100	V	
Maximum RMS voltage	V _{RWS}	14	21	28	35	42	56	63	70	V	
Maximum DC blocking voltage	V _{DC}	20	30	40	50	60	80	90	100	V	
Maximum average forward rectified current at T _L =90°C	I _{F(AV)}	1.0								A	
Peak forward surge current 8.3ms single half-sine-wave	I _{FSM}	30.0								A	
Maximum instantaneous forward voltage at I _{FM} =1.0A (NOTE1)	V _F	0.50			0.70		0.85			V	
Maximum DC reverse current T _J =25°C at rated DC blocking voltage T _J =100°C	I _R	0.5					20				m A
Maximum thermal resistance	R _{θJL}	28								°C/W	
Operating temperature range	T _J	-55 ---- +125								°C	
Storage temperature range	T _{STG}	-55 ---- +150								°C	

NOTE: 1.Pulse test: Pulse width 300us,duty cycle 1 %

FIG.1 – FORWARD DERATING CURVE

FIG.2- PEAK FORWARD SURGE CURRENT

FIG.3 – TYPICAL FORWARD CHARACTERISTICS

FIG.4 – TYPICAL REVERSE CHARACTERISTICS
