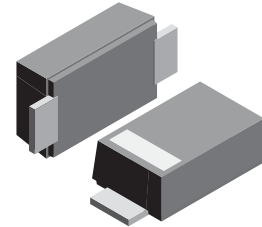


VOLTAGE RANGE: 20 - 200V
CURRENT: 2.0 A

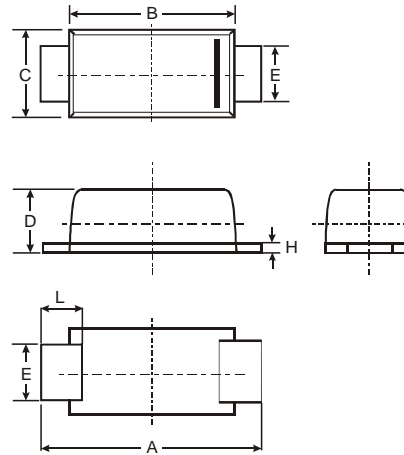


Features

- The plastic package carries Underwriters Laboratory Flammability Classification 94V-0
- Metal silicon junction, majority carrier conduction
- Low power loss, high efficiency
- High forward surge current capability
- High temperature soldering guaranteed:
 250°C/10 seconds, 0.375(9.5mm) lead length,
 5 lbs. (2.3kg) tension

Mechanical Data

- Case: JEDEC SOD-123FL molded plastic body over passivated junction
- Terminals: Plated axial leads, solderable per MIL-STD-750, Method 2026
- Polarity: Color band denotes cathode end
- Mounting Position: Any
- Weight: 0.0007 ounce, 0.02 grams



SOD-123FL			
Dim	Min	Max	Typ
A	3.58	3.72	3.65
B	2.72	2.78	2.75
C	1.77	1.83	1.80
D	1.02	1.08	1.05
E	0.097	1.03	1.00
H	0.13	0.17	0.15
L	0.53	0.57	0.55
All Dimensions in mm			

Maximum Ratings and Electrical Characteristics T_A = 25°C unless otherwise specified

Single phase, half wave, 60Hz, resistive or inductive load. For capacitive load, derate current by 20%.

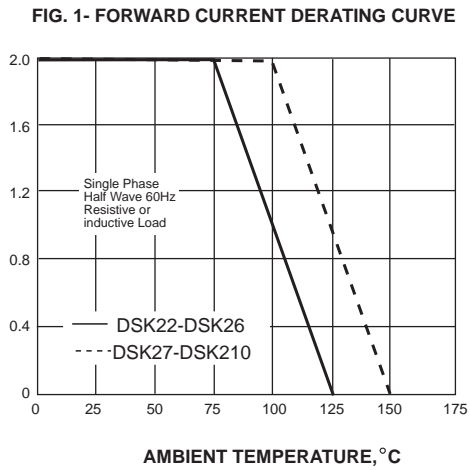
Characteristic	Symbol	DSK22	DSK23	DSK24	DSK25	DSK26	DSK27	DSK28	DSK29	DSK210	Unit		
	Marking	K22	K23	K24	K25	K26	K27	K28	K29	K210			
Maximum repetitive peak reverse voltage	V _{RRM}	20	30	40	50	60	70	80	90	100	Volts		
Maximum RMS voltage	V _{RMS}	14	21	28	35	42	49	56	63	70	Volts		
Maximum DC blocking voltage	V _{DC}	20	30	40	50	60	70	80	90	100	Volts		
Maximum average forward rectified current	I <sub(av)< sub=""></sub(av)<>	2.0									Amp		
Peak forward surge current 8.3ms single half sine-wave superimposed on rated load (JEDEC Method)	I _{FSM}	40.0									Amps		
Maximum instantaneous forward voltage at 2.0A	V _F	0.55			0.70		0.85				Volts		
Maximum DC reverse current at rated DC blocking voltage	I _R	10.0					0.5		5.0				mA
Typical junction capacitance (NOTE 1)	C _J	220				80					pF		
Operating junction temperature range	T _J	-50 to +125					-50 to +150					°C	
Storage temperature range	T _{STG}	-50 to +150										°C	

Note: 1. Measured at 1MHz and applied reverse voltage of 4.0V D.C.

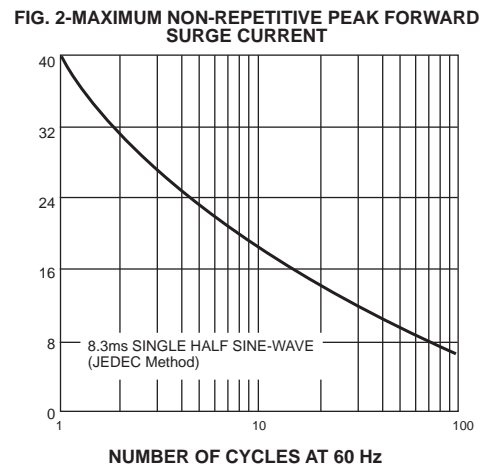


RATINGS AND CHARACTERISTIC CURVES DSK22 THRU DSK210

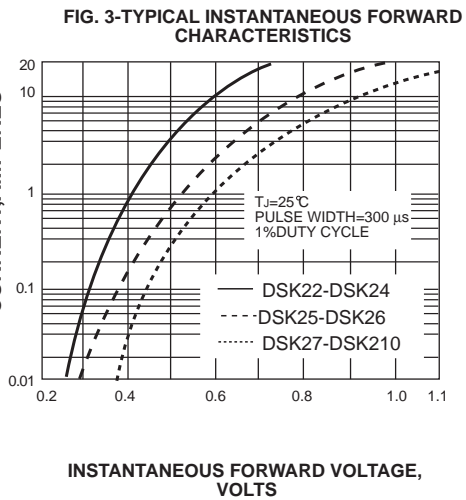
AVERAGE FORWARD RECTIFIED CURRENT, AMPERES



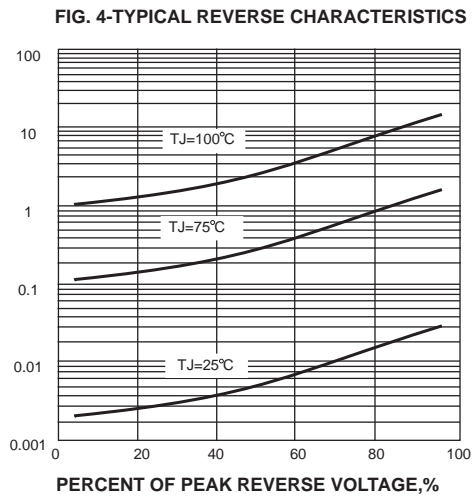
PEAK FORWARD SURGE CURRENT, AMPERES



INSTANTANEOUS FORWARD CURRENT, AMPERES



INSTANTANEOUS REVERSE CURRENT, MILLIAMPERES



JUNCTION CAPACITANCE, pF

