


VOLTAGE RANGE: 150 - 200V
CURRENT: 5.0 A

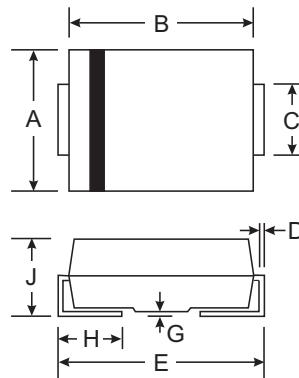


Features

- Schottky Barrier Chip
- Ideally Suited for Automatic Assembly
- Low Power Loss, High Efficiency
- For Use in Low Voltage Application
- Guard Ring Die Construction
- Plastic Case Material has UL Flammability Classification Rating 94V-O

Mechanical Data

- Case: SMC/DO-214AB, Molded Plastic
- Terminals: Solder Plated, Solderable per MIL-STD-750, Method 2026
- Polarity: Cathode Band or Cathode Notch
- Marking: Type Number
- Weight: 0.21 grams (approx.)



SMC/DO-214AB		
Dim	Min	Max
A	5.59	6.22
B	6.60	7.11
C	2.75	3.18
D	0.15	0.31
E	7.75	8.13
G	0.10	0.20
H	0.76	1.52
J	2.00	2.62
All Dimensions in mm		



Maximum Ratings and Electrical Characteristics T_A = 25°C unless otherwise specified

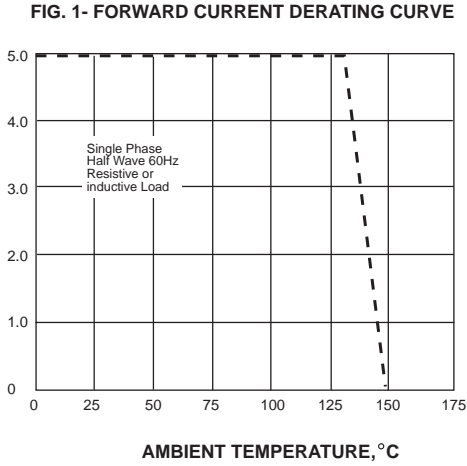
Single phase, half wave, 60Hz, resistive or inductive load. For capacitive load, derate current by 20%.

Characteristic	Symbol	SS5150	SS5200	Unit
Maximum repetitive peak reverse voltage	V _{RRM}	150	200	Volts
Maximum RMS voltage	V _{RMS}	105	150	Volts
Maximum DC blocking voltage	V _{DC}	150	200	Volts
Maximum average forward rectified current at T _L (see fig.1)	I _(AV)	5.0		Amps
Peak forward surge current 8.3ms single half sine-wave superimposed on rated load (JEDEC Method)	I _{FSM}	150.0		Amps
Maximum instantaneous forward voltage at 5.0A	V _F	0.85	0.95	Volts
Maximum DC reverse current <small>T_A=25°C</small> at rated DC blocking voltage <small>T_A=100°C</small>	I _R	0.2 2.0		mA
Typical junction capacitance (NOTE 1)	C _J	200		pF
Typical thermal resistance (NOTE 2)	R _{θJA}	50.0		°C/W
Operating junction temperature range	T _J	-50 to +150		°C
Storage temperature range	T _{STG}	-50 to +150		°C

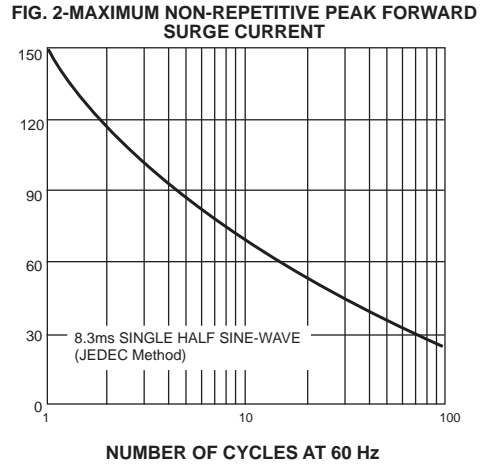
Note: 1. Measured at 1MHz and applied reverse voltage of 4.0V D.C.
 2. P.C.B. mounted with 0.2x0.2" (5.0x5.0mm) copper pad areas

RATINGS AND CHARACTERISTIC CURVES SS5150 THRU SS5200

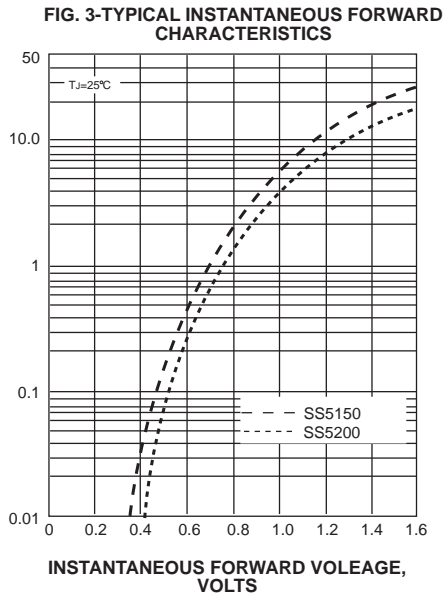
AVERAGE FORWARD RECTIFIED CURRENT, AMPERES



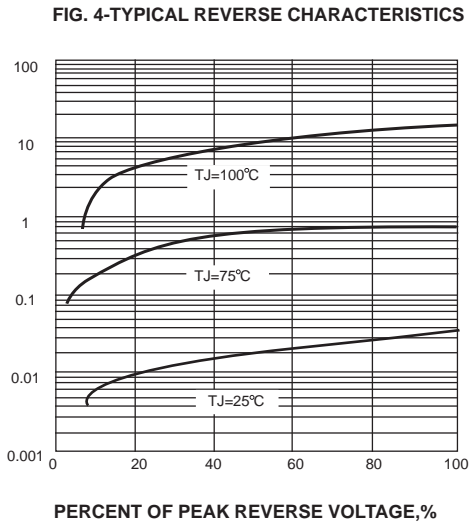
PEAK FORWARD SURGE CURRENT, AMPERES



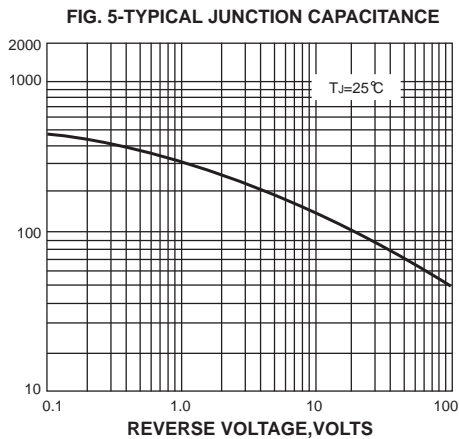
INSTANTANEOUS FORWARD CURRENT, AMPERES



INSTANTANEOUS REVERSE CURRENT, MILLIAMPERES



JUNCTION CAPACITANCE, pF



TRANSIENT THERMAL IMPEDANCE, °C/W

