

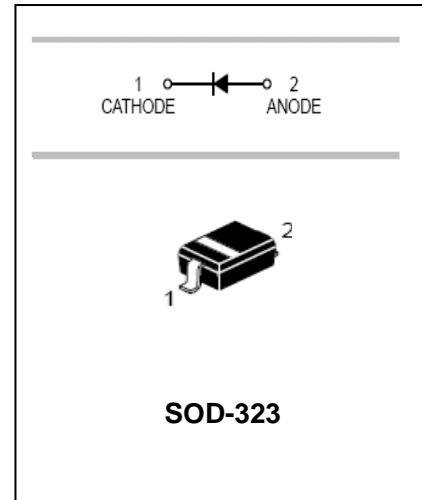


## Schottky Barrier Diode

## RB751V-40

### FEATURES

- High reliability
- Low voltage; Low inductance
- Low  $V_F$



### APPLICATIONS

- Low current rectification.

### ORDERING INFORMATION

Type No.	Marking	Package Code
RB751V-40	5	SOD-323

### MAXIMUM RATING @ $T_a=25^{\circ}\text{C}$ unless otherwise specified

Parameter	Symbol	Limits	Unit
Peak reverse voltage	$V_{RM}$	40	V
DC reverse voltage	$V_R$	30	V
Mean rectifying current	$I_O$	30	mA
Peak forward surge current	$I_{FSM}$	200	mA
Junction temperature	$T_j$	125	$^{\circ}\text{C}$
Storage temperature	$T_{stg}$	-40 to +125	$^{\circ}\text{C}$

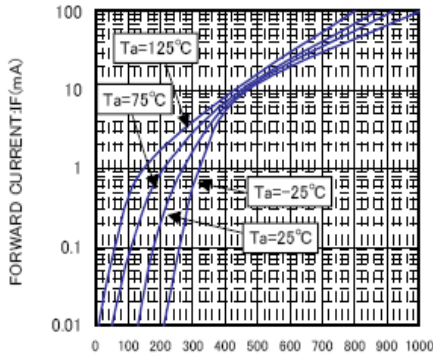
### ELECTRICAL CHARACTERISTICS @ $T_a=25^{\circ}\text{C}$ unless otherwise specified

Parameter	Symbol	Min.	Typ.	Max.	Unit	Conditions
Forward voltage	$V_F$			0.37	V	$I_F=1\text{mA}$
Reverse current	$I_R$			0.5	$\mu\text{A}$	$V_R=30\text{V}$
Capacitance between terminals	$C_T$		2		pF	$V_R=1\text{V}, f=1\text{MHz}$

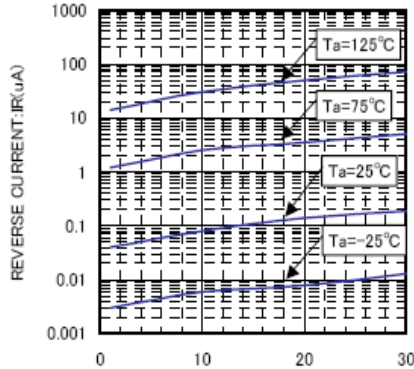
# Schottky Barrier Diode

# RB751V-40

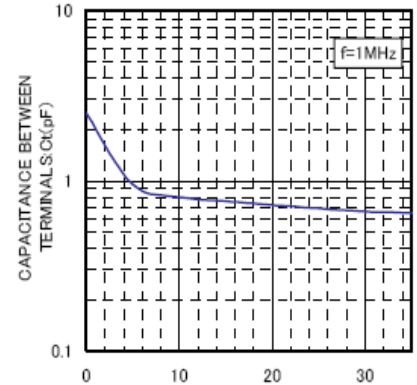
## TYPICAL CHARACTERISTICS @ Ta=25°C unless otherwise specified



FORWARD VOLTAGE: VF(mV)  
VF-IF CHARACTERISTICS



REVERSE VOLTAGE: VR(V)  
VR-IR CHARACTERISTICS



REVERSE VOLTAGE:VR(V)  
VR-Ct CHARACTERISTICS

## PACKAGE OUTLINE

Plastic surface mounted package

SOD-323

SOD-323		
Dim	Min	Max
A	1.60	1.80
B	1.20	1.40
C	0.9 Typical	
D	0.30 Typical	
E	0.22	0.42
H	0.02	0.1
J	0.1 Typical	
K	2.55	2.75
All Dimensions in mm		



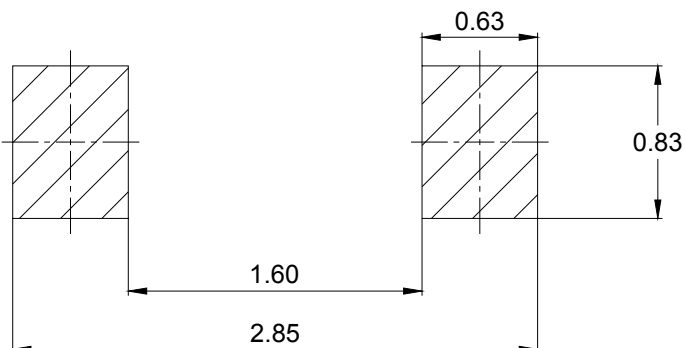
---

Schottky Barrier Diode

**RB751V-40**

---

SOLDERING FOOTPRINT



Unit : mm

PACKAGE INFORMATION

Device	Package	Shipping
RB751V-40	SOD-323	3000/Tape&Reel