

Small Signal Zener Diodes



FEATURES

- Silicon planar power Zener diodes
- Standard Zener voltage tolerance is $\pm 5\%$ with a "B" suffix in the ordering code (e.g.: 1N5221B), suffix "C" is $\pm 2\%$ tolerance
- These diodes are also available in MiniMELF case with the type designation TZM5221 to TZM5267, SOT-23 case with the type designations MMBZ5225 to MMBZ5267 and SOD-123 case with the types designations MMSZ5225 to MMSZ5267
- AEC-Q101 qualified
- Material categorization: for definitions of compliance please see www.vishay.com/doc?99912



RoHS
COMPLIANT
HALOGEN
FREE

PRIMARY CHARACTERISTICS		
PARAMETER	VALUE	UNIT
V_Z range nom.	2.4 to 75	V
Test current I_{ZT}	1.7 to 20	mA
V_Z specification	Thermal equilibrium	
Int. construction	Single	

APPLICATIONS

- Voltage stabilization

ORDERING INFORMATION			
DEVICE NAME	ORDERING CODE	TAPED UNITS PER REEL	MINIMUM ORDER QUANTITY
1N5221B to 1N5267B	1N5221B to 1N5267B-series-TR	10 000 per 13" reel	30 000/box
1N5221C to 1N5267C	1N5221C to 1N5267C-series-TR		
1N5221B to 1N5267B	1N5221B to 1N5267B-series-TAP	10 000 per ammpack (52 mm tape)	
1N5221C to 1N5267C	1N5221C to 1N5267C-series-TAP		

PACKAGE				
PACKAGE NAME	WEIGHT	MOLDING COMPOUND FLAMMABILITY RATING	MOISTURE SENSITIVITY LEVEL	SOLDERING CONDITIONS
DO-35	125 mg	UL 94 V-0	MSL level 1 (according J-STD-020)	260 °C/10 s at terminals

ABSOLUTE MAXIMUM RATINGS ($T_{amb} = 25\text{ °C}$, unless otherwise specified)				
PARAMETER	TEST CONDITION	SYMBOL	VALUE	UNIT
Power dissipation	$T_L \leq 25\text{ °C}$	P_{tot}	500	mW
Zener current		I_Z	P_{tot}/V_Z	mA
Thermal resistance junction to ambient air	$l = 4\text{ mm}$, $T_L = \text{constant}$	R_{thJA}	300	K/W
Junction temperature		T_j	175	°C
Storage temperature range		T_{stg}	-65 to +175	°C
Forward voltage (max.)	$I_F = 200\text{ mA}$	V_F	1.1	V



ELECTRICAL CHARACTERISTICS (T _{amb} = 25 °C, unless otherwise specified)								
PART NUMBER	ZENER VOLTAGE RANGE ⁽¹⁾	TEST CURRENT		REVERSE LEAKAGE CURRENT		DYNAMIC RESISTANCE f = 1 kHz		TEMPERATURE COEFFICIENT
	V _Z at I _{ZT1}	I _{ZT1}	I _{ZT2}	I _R at V _R		Z _Z at I _{ZT1} ⁽¹⁾	Z _{ZK} at I _{ZT2}	α _{VZ}
	V	mA		μA	V	Ω		%/K
	NOM.			MAX.		MAX.	MAX.	TYP.
1N5221	2.4	20	0.25	100	1	30	1200	- 0.085
1N5222	2.5	20	0.25	100	1	30	1250	- 0.085
1N5223	2.7	20	0.25	75	1	30	1300	- 0.08
1N5224	2.8	20	0.25	75	1	30	1400	- 0.08
1N5225	3	20	0.25	50	1	29	1600	- 0.075
1N5226	3.3	20	0.25	25	1	28	1600	- 0.07
1N5227	3.6	20	0.25	15	1	24	1700	- 0.065
1N5228	3.9	20	0.25	10	1	23	1900	- 0.06
1N5229	4.3	20	0.25	5	1	22	2000	0.055
1N5230	4.7	20	0.25	5	2	19	1900	0.03
1N5231	5.1	20	0.25	5	2	17	1600	0.03
1N5232	5.6	20	0.25	5	3	11	1600	0.038
1N5233	6	20	0.25	5	3.5	7	1600	0.038
1N5234	6.2	20	0.25	5	4	7	1000	0.045
1N5235	6.8	20	0.25	3	5	5	750	0.05
1N5236	7.5	20	0.25	3	6	6	500	0.058
1N5237	8.2	20	0.25	3	6.5	8	500	0.062
1N5238	8.7	20	0.25	3	6.5	8	600	0.065
1N5239	9.1	20	0.25	3	7	10	600	0.068
1N5240	10	20	0.25	3	8	17	600	0.075
1N5241	11	20	0.25	2	8.4	22	600	0.076
1N5242	12	20	0.25	1	9.1	30	600	0.077
1N5243	13	9.5	0.25	0.5	9.9	13	600	0.079
1N5244	14	9	0.25	0.1	10	15	600	0.082
1N5245	15	8.5	0.25	0.1	11	16	600	0.082
1N5246	16	7.8	0.25	0.1	12	17	600	0.083
1N5247	17	7.4	0.25	0.1	13	19	600	0.084
1N5248	18	7	0.25	0.1	14	21	600	0.085
1N5249	19	6.6	0.25	0.1	14	23	600	0.086
1N5250	20	6.2	0.25	0.1	15	25	600	0.086
1N5251	22	5.6	0.25	0.1	17	29	600	0.087
1N5252	24	5.2	0.25	0.1	18	33	600	0.088
1N5253	25	5	0.25	0.1	19	35	600	0.089
1N5254	27	4.6	0.25	0.1	21	41	600	0.09
1N5255	28	4.5	0.25	0.1	21	44	600	0.091
1N5256	30	4.2	0.25	0.1	23	49	600	0.091
1N5257	33	3.8	0.25	0.1	25	58	700	0.092
1N5258	36	3.4	0.25	0.1	27	70	700	0.093
1N5259	39	3.2	0.25	0.1	30	80	800	0.094
1N5260	43	3	0.25	0.1	33	93	900	0.095
1N5261	47	2.7	0.25	0.1	36	105	1000	0.095
1N5262	51	2.5	0.25	0.1	39	125	1100	0.096
1N5263	56	2.2	0.25	0.1	43	150	1300	0.096
1N5264	60	2.1	0.25	0.1	46	170	1400	0.097
1N5265	62	2	0.25	0.1	47	185	1400	0.097
1N5266	68	1.8	0.25	0.1	52	230	1600	0.097
1N5267	75	1.7	0.25	0.1	56	270	1700	0.098

Note

(1) Based on DC measurement at thermal equilibrium; lead length = 9.5 (3/8"); thermal resistance of heat sink = 30 K/W

BASIC CHARACTERISTICS ($T_{amb} = 25\text{ }^{\circ}\text{C}$, unless otherwise specified)

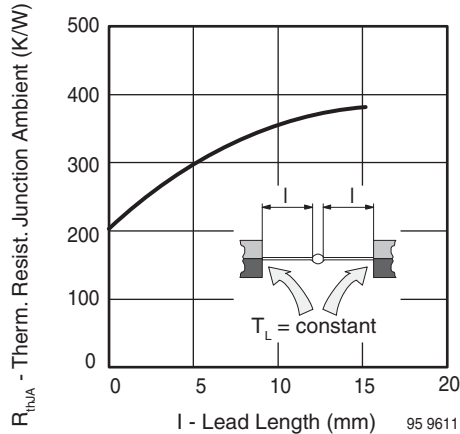


Fig. 1 - Thermal Resistance vs. Lead Length

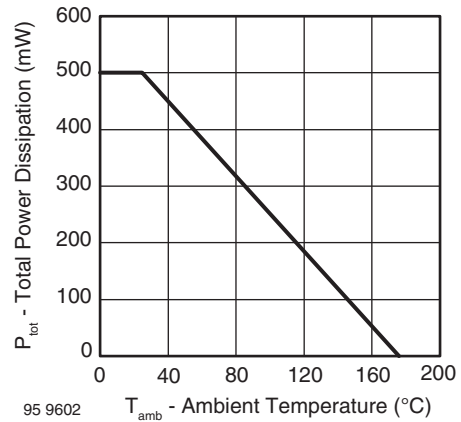


Fig. 4 - Total Power Dissipation vs. Ambient Temperature

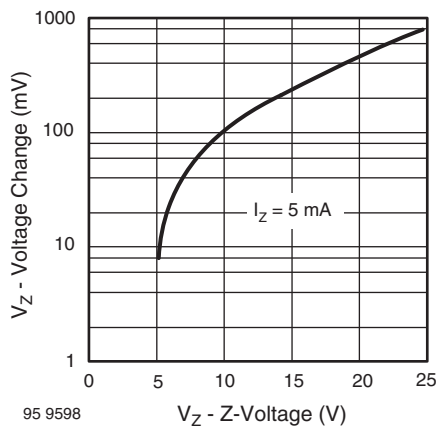


Fig. 2 - Typical Change of Working Voltage under Operating Conditions at $T_{amb} = 25\text{ }^{\circ}\text{C}$

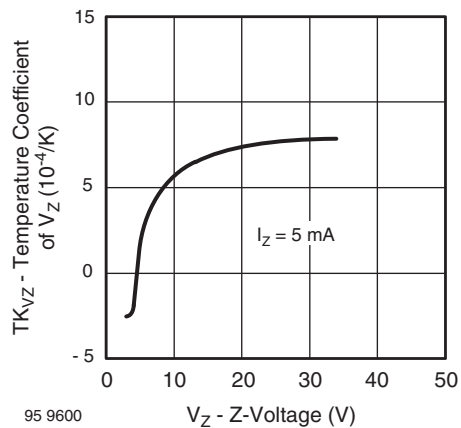


Fig. 5 - Temperature Coefficient of V_Z vs. Z-Voltage

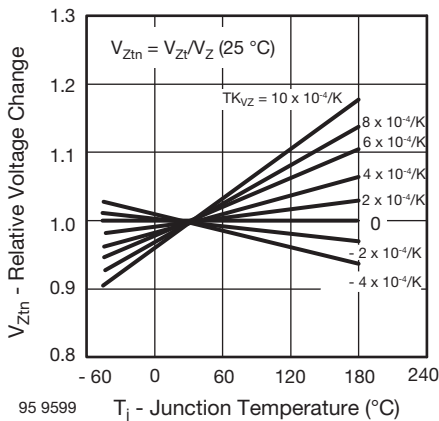


Fig. 3 - Typical Change of Working Voltage vs. Junction Temperature

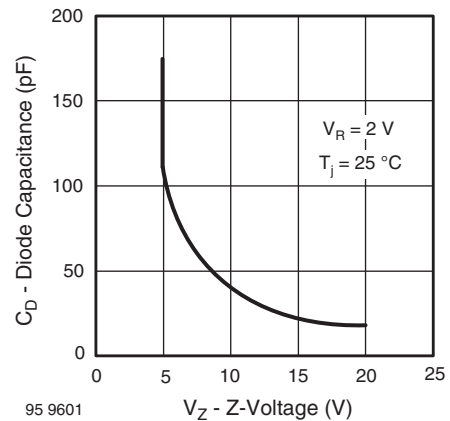


Fig. 6 - Diode Capacitance vs. Z-Voltage

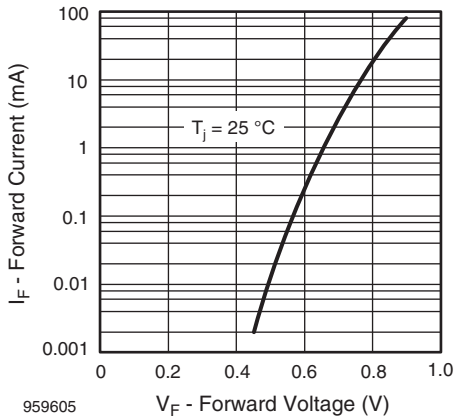


Fig. 7 - Forward Current vs. Forward Voltage

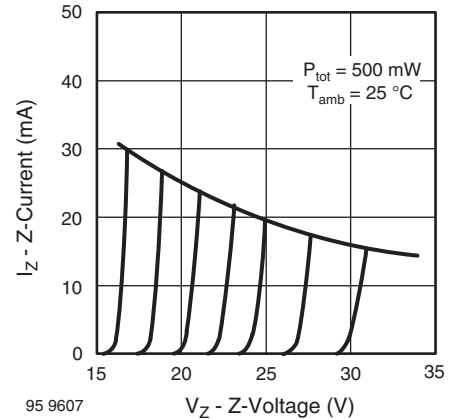


Fig. 9 - Z-Current vs. Z-Voltage

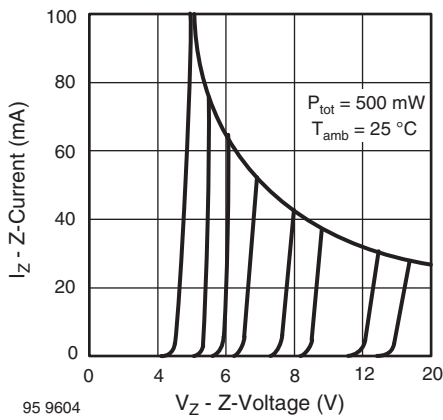


Fig. 8 - Z-Current vs. Z-Voltage

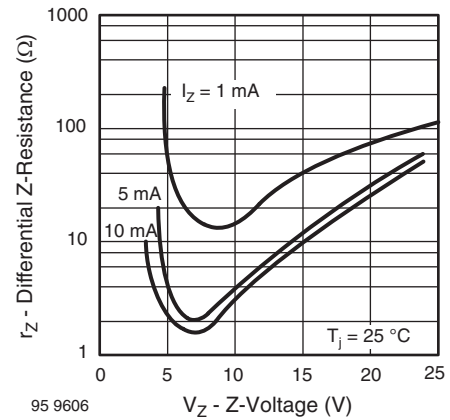


Fig. 10 - Differential Z-Resistance vs. Z-Voltage

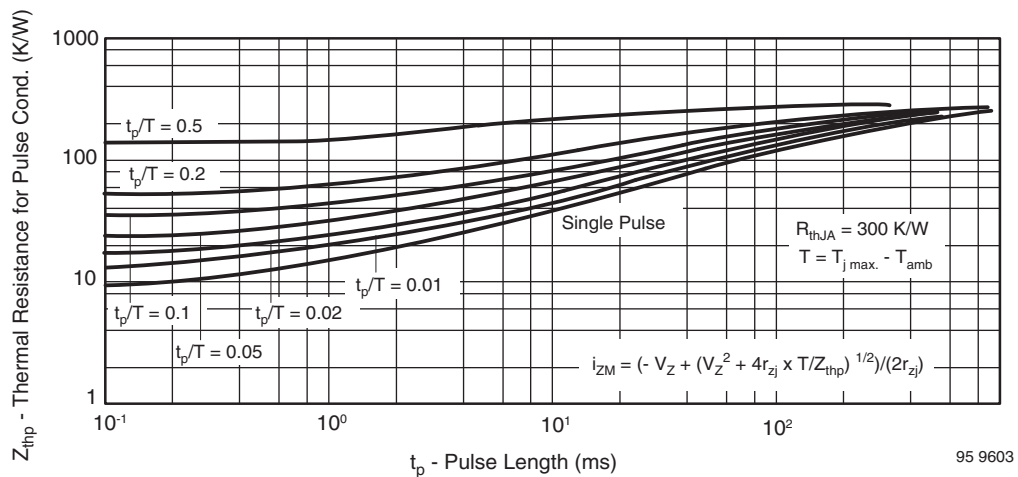
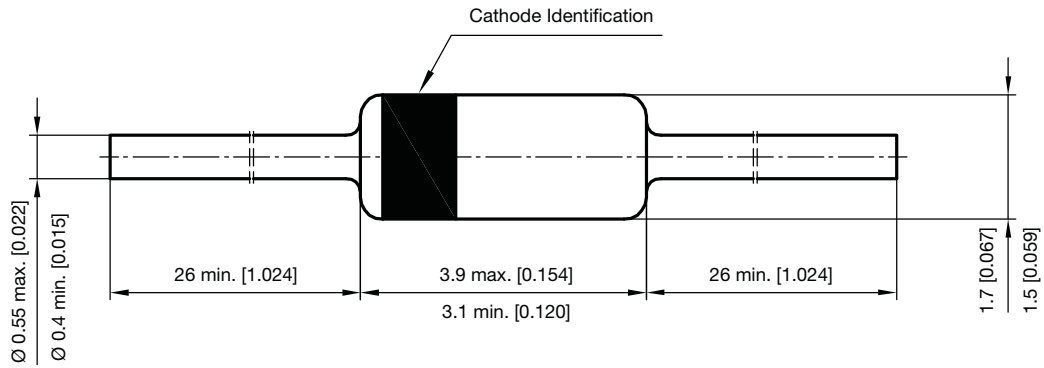


Fig. 11 - Thermal Response



PACKAGE DIMENSIONS in millimeters (inches): **DO-35_1N52xx**



Rev. 1 - Date: 19. December 2011
Document no.: S8-V-3906.04-031(4)
94 12648



Disclaimer

ALL PRODUCT, PRODUCT SPECIFICATIONS AND DATA ARE SUBJECT TO CHANGE WITHOUT NOTICE TO IMPROVE RELIABILITY, FUNCTION OR DESIGN OR OTHERWISE.

Vishay Intertechnology, Inc., its affiliates, agents, and employees, and all persons acting on its or their behalf (collectively, "Vishay"), disclaim any and all liability for any errors, inaccuracies or incompleteness contained in any datasheet or in any other disclosure relating to any product.

Vishay makes no warranty, representation or guarantee regarding the suitability of the products for any particular purpose or the continuing production of any product. To the maximum extent permitted by applicable law, Vishay disclaims (i) any and all liability arising out of the application or use of any product, (ii) any and all liability, including without limitation special, consequential or incidental damages, and (iii) any and all implied warranties, including warranties of fitness for particular purpose, non-infringement and merchantability.

Statements regarding the suitability of products for certain types of applications are based on Vishay's knowledge of typical requirements that are often placed on Vishay products in generic applications. Such statements are not binding statements about the suitability of products for a particular application. It is the customer's responsibility to validate that a particular product with the properties described in the product specification is suitable for use in a particular application. Parameters provided in datasheets and/or specifications may vary in different applications and performance may vary over time. All operating parameters, including typical parameters, must be validated for each customer application by the customer's technical experts. Product specifications do not expand or otherwise modify Vishay's terms and conditions of purchase, including but not limited to the warranty expressed therein.

Except as expressly indicated in writing, Vishay products are not designed for use in medical, life-saving, or life-sustaining applications or for any other application in which the failure of the Vishay product could result in personal injury or death. Customers using or selling Vishay products not expressly indicated for use in such applications do so at their own risk. Please contact authorized Vishay personnel to obtain written terms and conditions regarding products designed for such applications.

No license, express or implied, by estoppel or otherwise, to any intellectual property rights is granted by this document or by any conduct of Vishay. Product names and markings noted herein may be trademarks of their respective owners.

Material Category Policy

Vishay Intertechnology, Inc. hereby certifies that all its products that are identified as RoHS-Compliant fulfill the definitions and restrictions defined under Directive 2011/65/EU of The European Parliament and of the Council of June 8, 2011 on the restriction of the use of certain hazardous substances in electrical and electronic equipment (EEE) - recast, unless otherwise specified as non-compliant.

Please note that some Vishay documentation may still make reference to RoHS Directive 2002/95/EC. We confirm that all the products identified as being compliant to Directive 2002/95/EC conform to Directive 2011/65/EU.

Vishay Intertechnology, Inc. hereby certifies that all its products that are identified as Halogen-Free follow Halogen-Free requirements as per JEDEC JS709A standards. Please note that some Vishay documentation may still make reference to the IEC 61249-2-21 definition. We confirm that all the products identified as being compliant to IEC 61249-2-21 conform to JEDEC JS709A standards.

XMJ Electronics

Authorized Distributor

Click to View Pricing, Inventory, Delivery & Lifecycle Information:

Vishay:

[1N5248B\D7](#) [1N5249B\D7](#) [1N5247B\D7](#) [1N5256B\D7](#) [1N5258B\D7](#) [1N5253B\D7](#) [1N5257B\D7](#) [1N5255B\D7](#)
[1N5259B\D7](#) [1N5251B\D7](#) [1N5239B\D7](#) [1N5235B\D7](#) [1N5264B\D7](#) [1N5260B\D7](#) [1N5266B\D7](#) [1N5227C-TAP](#)
[1N5267C-TAP](#) [1N5247C-TAP](#) [1N5237C-TAP](#) [1N5257C-TAP](#) [1N5266B-TAP](#) [1N5226B-TAP](#) [1N5246B-TAP](#)
[1N5236B-TAP](#) [1N5256B-TAP](#) [1N5244B-TAP](#) [1N5224B-TAP](#) [1N5264B-TAP](#) [1N5254B-TAP](#) [1N5234B-TAP](#)
[1N5245C-TAP](#) [1N5265C-TAP](#) [1N5225C-TAP](#) [1N5255C-TAP](#) [1N5235C-TAP](#) [1N5240B-TAP](#) [1N5260B-TAP](#)
[1N5250B-TAP](#) [1N5230B-TAP](#) [1N5248C-TAP](#) [1N5228C-TAP](#) [1N5258C-TAP](#) [1N5238C-TAP](#) [1N5241C-TAP](#)
[1N5221C-TAP](#) [1N5261C-TAP](#) [1N5251C-TAP](#) [1N5231C-TAP](#) [1N5234C-TAP](#) [1N5254C-TAP](#) [1N5244C-TAP](#)
[1N5224C-TAP](#) [1N5264C-TAP](#) [1N5237B-TAP](#) [1N5257B-TAP](#) [1N5247B-TAP](#) [1N5267B-TAP](#) [1N5227B-TAP](#)
[1N5252B-TAP](#) [1N5232B-TAP](#) [1N5222B-TAP](#) [1N5262B-TAP](#) [1N5242B-TAP](#) [1N5251B-TAP](#) [1N5231B-TAP](#)
[1N5221B-TAP](#) [1N5261B-TAP](#) [1N5241B-TAP](#) [1N5229B-TAP](#) [1N5249B-TAP](#) [1N5239B-TAP](#) [1N5259B-TAP](#)
[1N5253C-TAP](#) [1N5233C-TAP](#) [1N5263C-TAP](#) [1N5223C-TAP](#) [1N5243C-TAP](#) [1N5256C-TAP](#) [1N5236C-TAP](#)
[1N5266C-TAP](#) [1N5226C-TAP](#) [1N5246C-TAP](#) [1N5265B-TAP](#) [1N5225B-TAP](#) [1N5245B-TAP](#) [1N5235B-TAP](#)
[1N5255B-TAP](#) [1N5260C-TAP](#) [1N5240C-TAP](#) [1N5230C-TAP](#) [1N5250C-TAP](#) [1N5263B-TAP](#) [1N5223B-TAP](#)
[1N5243B-TAP](#) [1N5233B-TAP](#) [1N5253B-TAP](#) [1N5242C-TAP](#) [1N5222C-TAP](#) [1N5262C-TAP](#) [1N5252C-TAP](#)